

- 🌐 Total trading volume in June reached 708 GWh
- 🌐 Intraday trading volume represents 18% in total trading volume
- 🌐 Average daily Base price at 35,23 €/MWh

July Overall

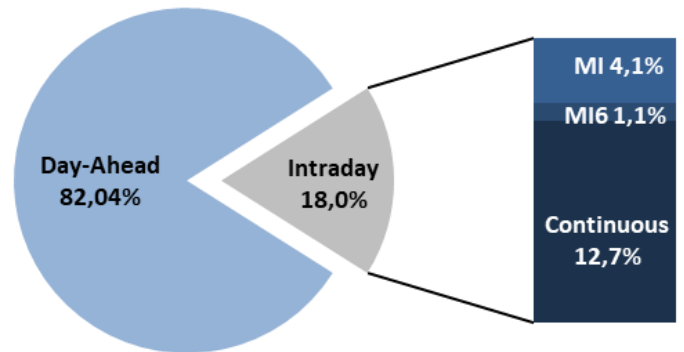
Day-Ahead

Volume (MWh)		Price (€/MWh)			
Total	580.500 ▲ 1,3%	Avg. Daily	Max. Daily	Min. Daily	Spec. Daily Volatility
Avg. daily	18.726 ▼ 2,0%	Base	52,36	9,62	13,9%
Max. daily	24.442 ▼ 6,1%	Euro-Peak	37,50 ▲ 27,8%	11,82	15,8%
Min. daily	13.954 ▲ 10,6%				

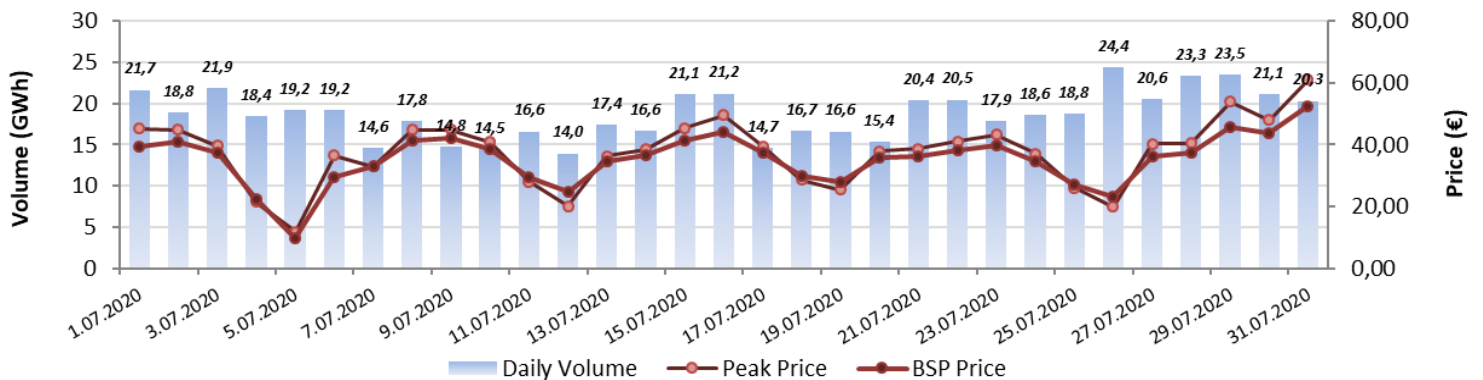
[Further Day-Ahead Auction Info.](#) (BSP website)

Intraday		
	Volume (MWh)	Avg. Price (€/MWh)
MI2	29.117 ▲ 59,1%	35,86 ▲ 15,4%
MI6	7.836 ▲ 5,0%	40,34 ▲ 24,6%
Continuous	90.141 ▲ 16,0%	

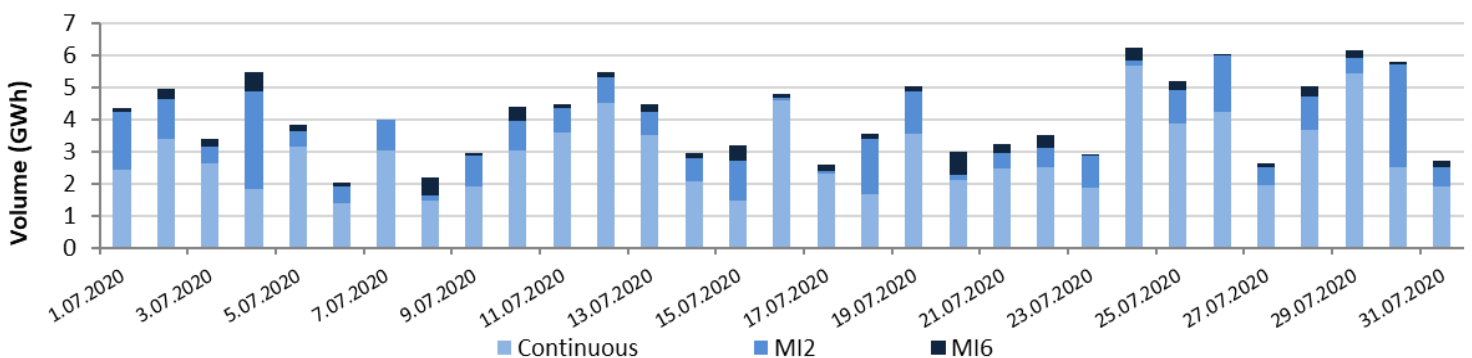
[Further Intraday Trading info.](#) (BSP website)



Day-Ahead Volumes and Prices



Intraday Daily Volumes



Day-Ahead Auction

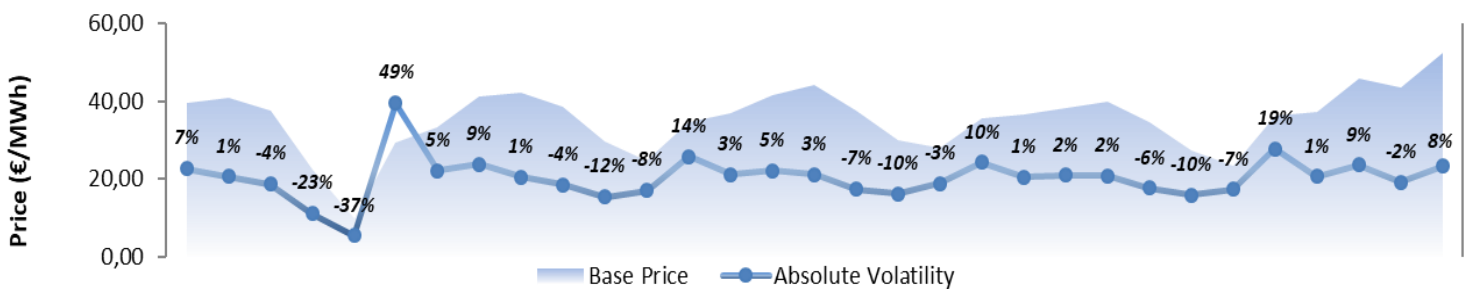
Average Hourly Volumes and Prices

Hour (AM)	1	2	3	4	5	6	7	8	9	10	11	12
Volume (MWh)	701	679	696	744	741	689	761	777	758	816	822	836
Base price (€/MWh)	33,59	28,72	26,92	25,90	25,64	26,50	32,46	37,13	38,43	37,88	37,17	37,76
Hour (PM)	13	14	15	16	17	18	19	20	21	22	23	24
Volume (MWh)	865	826	837	837	853	854	795	737	788	822	744	749
Base price (€/MWh)	37,07	36,02	34,79	34,98	35,94	37,84	39,65	42,45	41,93	40,43	40,06	36,19

Cross-Zonal Capacities

	SI→IT	IT→SI	SI→AT	AT→SI	SI→HR	HR→SI	Total
Offered (MWh)	344.838	469.080	821.159	529.891	571.056	1.660.944	4.396.968
Allocated (MWh)	140.080	62.884	29.845	344.650	195.324	38.610	811.393
% Allocated	40,62%	13,41%	3,63%	65,04%	34,20%	2,32%	

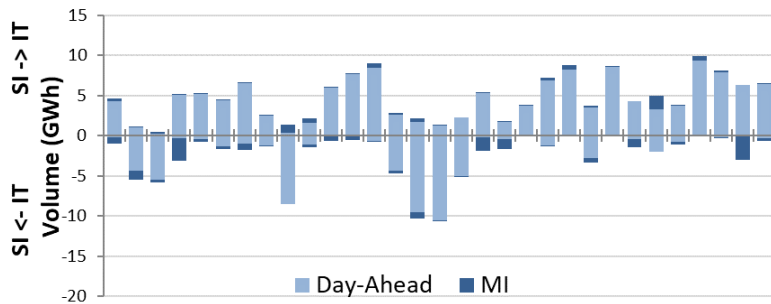
Daily Volatility of Base Price



[Methodology used for calculation of volatility.](#)

MI2 & MI6 Implicit Auctions

Allocated CZC Values on Slovenian-Italian Border



Cross-Zonal-Capacities

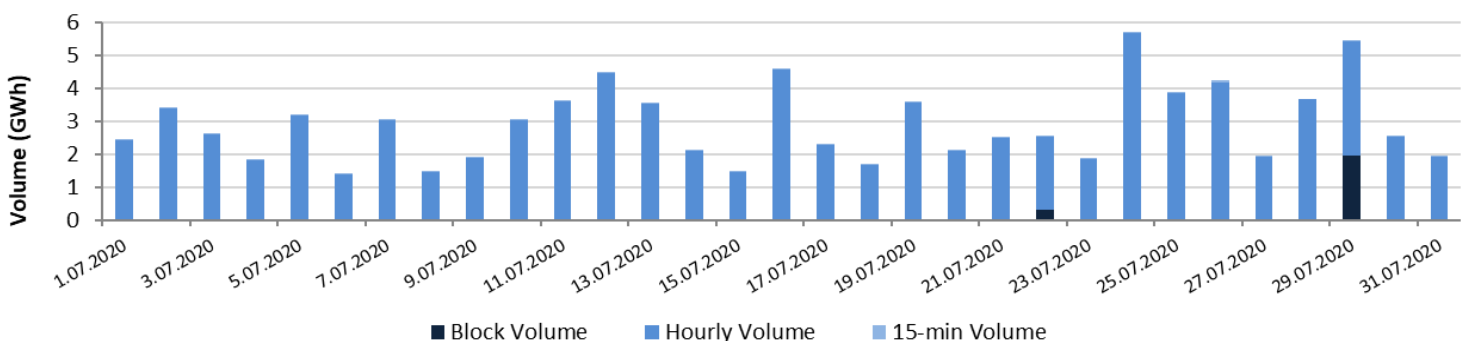
	SI-IT	IT-SI	Total
Offered (MWh)	265.387	264.426	529.813
Allocated (MWh)	7.595	18.229	25.824
% Allocated	2,86%	6,89%	/



Read more about European Pilot Project [Implicit Intraday Auctions \(MI2 & MI6\)](#)

Intraday Continuous Trading

Volumes by Products



For informational purposes only.

Past 12 Months Trade Information

Day-Ahead Auction

Avg. Monthly Volume (MWh)	676.522
Avg. Daily Volume (MWh)	22.181
Avg. Base Price (€/MWh)	40,52
Avg. Euro-Peak Price (€/MWh)	44,76
Avg. SI-IT offered (MWh)/Avg. % Allocated	362.307 / 29,4%
Avg. IT-SI offered (MWh)/Avg.% Allocated	464.505 / 34,2%
Avg. SI-AT offered (MWh)/Avg. % Allocated	819.519 / 3,5%
Avg. AT-SI offered (MWh)/Avg. % Allocated	462.665 / 71,2%
Avg. SI-HR offered (MWh)/Avg. % Allocated	754.385 / 32,3%
Avg. HR-SI offered (MWh)/Avg. % Allocated	1.444.384 / 4,6%

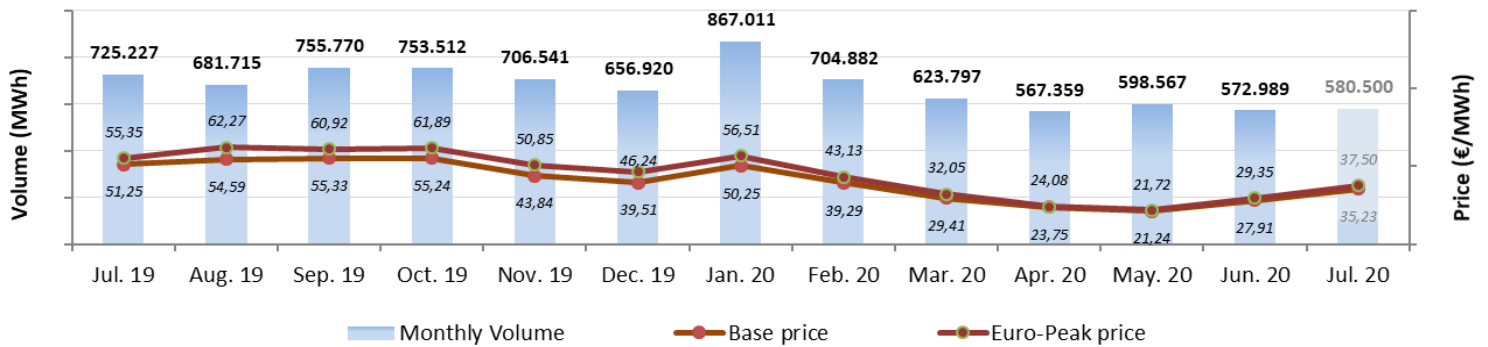
Intraday Continuous Trading

Avg. Monthly Volume (MWh)	55.815
Number of trades	13.975

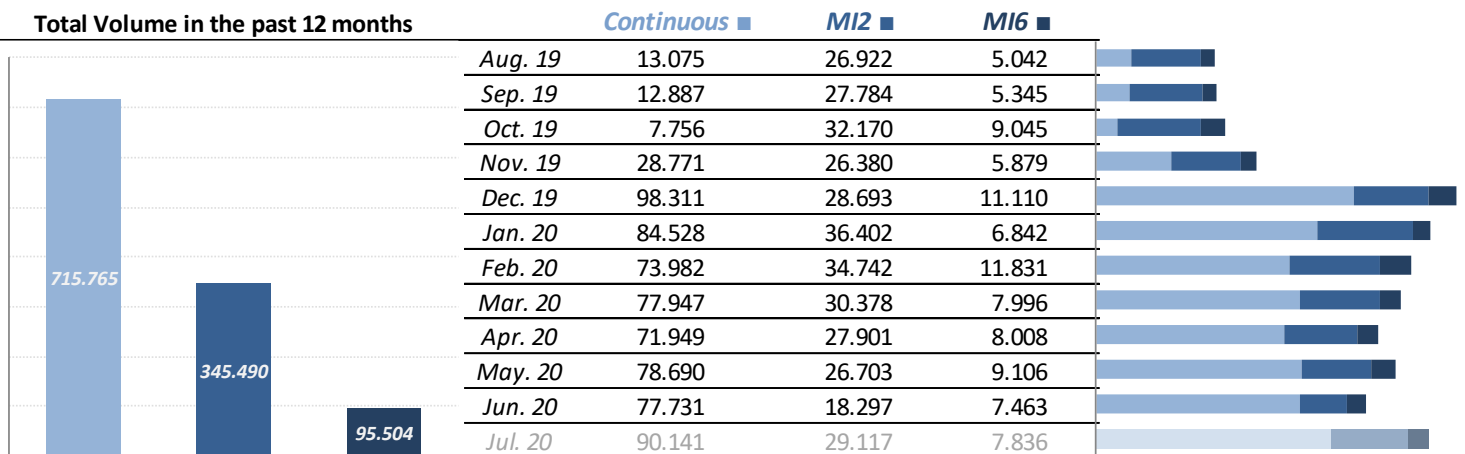
MI2 & MI6 Implicit Auctions

Avg. Monthly volume MI2 (MWh)	31.672
Avg. Monthly volume MI6 (MWh)	8.921
Avg. SI-IT offered (MWh)/Avg. % Allocated	391.873 / 3,3%
Avg. IT-SI offered (MWh)/Avg.% Allocated	243.816 / 4,9%

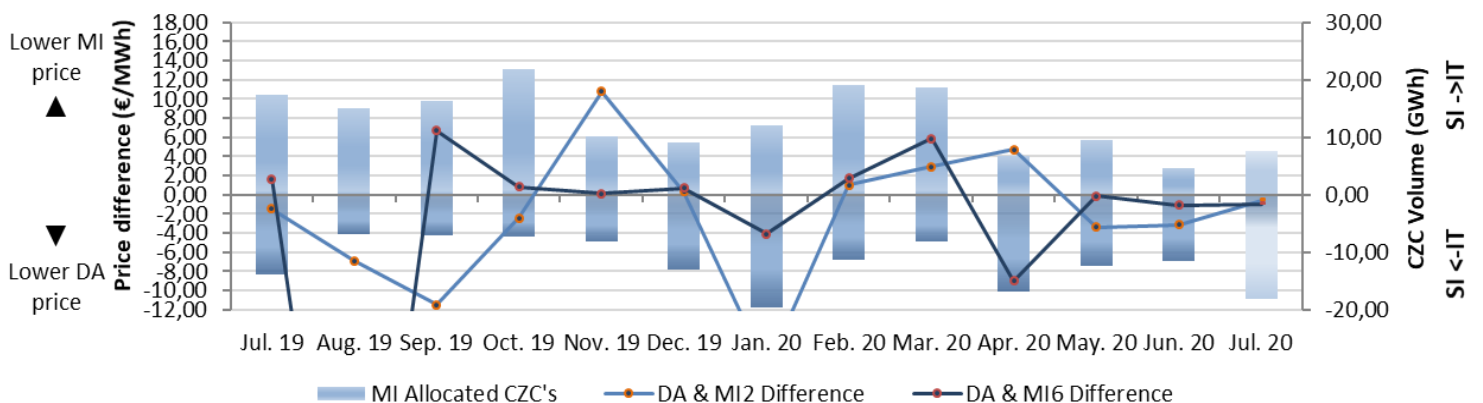
Day-Ahead Market Volumes and Prices



Intraday Volumes (MWh)





Absolute Difference Between MI and Day-Ahead Prices & MI Offered Cross-Zonal Capacities




*Cross-Zonal Capacities not allocated on Day-Ahead Auction are later offered for MI2 and MI6 Auctions.

BSP Energy Exchange LL C
Dunajska 156
SI-1000 Ljubljana
Slovenija

 **+386 1 620 76 76**

 **+386 1 620 76 77**

 **www.bsp-southpool.com**

 **info@bsp-southpool.com**

