

- 🌐 Total trading volume in September reached 688 GWh
- 🌐 Intraday trading volume represents 17% in total trading volume
- 🌐 Average daily Base price at 45,86 €/MWh

September Overall

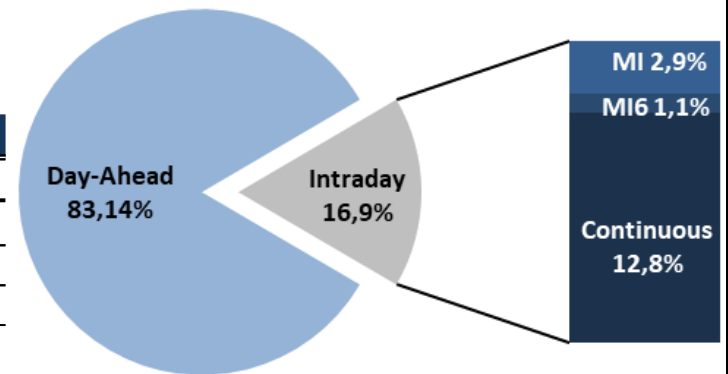
Day-Ahead

Volume (MWh)		Price (€/MWh)				
Total	572.429 ▼ 2,2%	Avg. Daily	Max. Daily	Min. Daily	Spec. Daily Volatility	
Avg. daily	19.081 ▲ 1,0%	Base	68,74	30,20	8,5%	
Max. daily	30.420 ▲ 13,2%	Euro-Peak	49,97 ▲ 25,2%	78,33	32,67	10,5%
Min. daily	11.190 ▲ 6,2%					

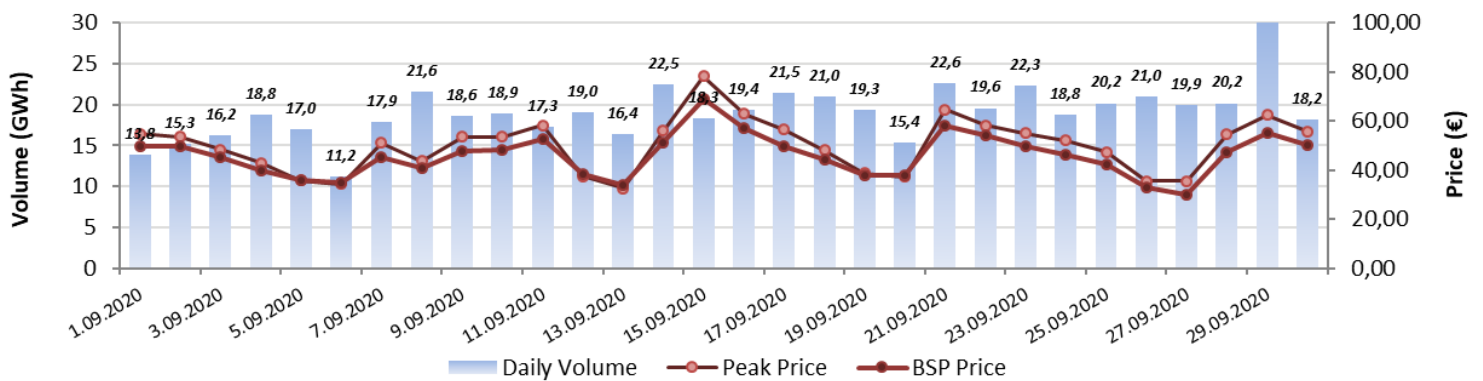
[Further Day-Ahead Auction Info.](#) (BSP website)

Intraday		
	Volume (MWh)	Avg. Price (€/MWh)
MI2	20.072 ▼ 12,1%	45,04 ▼ 0,2%
MI6	7.581 ▼ 30,5%	64,65 ▲ 51,2%
Continuous	88.415 ▼ 6,0%	

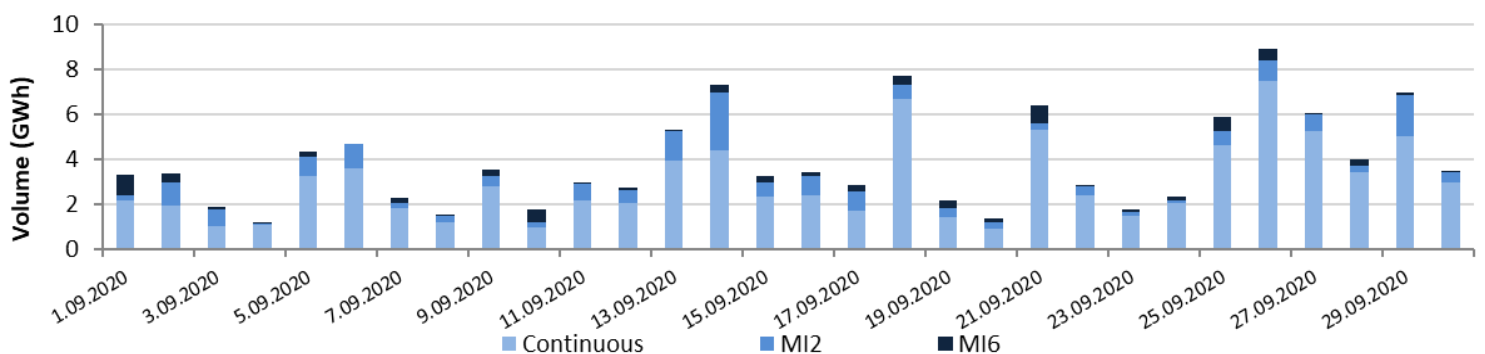
[Further Intraday Trading info.](#) (BSP website)



Day-Ahead Volumes and Prices



Intraday Daily Volumes



Day-Ahead Auction

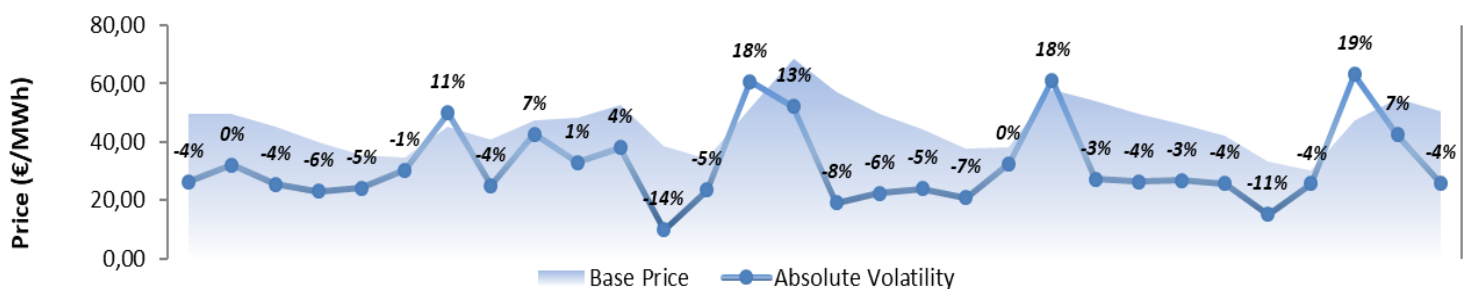
Average Hourly Volumes and Prices

Hour (AM)	1	2	3	4	5	6	7	8	9	10	11	12
Volume (MWh)	794	819	807	830	812	789	743	853	852	783	759	788
Base price (€/MWh)	36,98	35,30	33,85	32,44	32,61	35,04	44,08	51,91	56,41	52,74	47,71	46,51
Hour (PM)	13	14	15	16	17	18	19	20	21	22	23	24
Volume (MWh)	796	749	716	691	739	782	855	800	823	845	803	854
Base price (€/MWh)	45,11	43,58	42,79	42,97	45,63	50,23	57,53	68,38	62,97	51,26	45,35	39,23

Cross-Zonal Capacities

	SI→IT	IT→SI	SI→AT	AT→SI	SI→HR	HR→SI	Total
Offered (MWh)	317.527	454.000	727.550	464.300	702.915	1.457.085	4.123.377
Allocated (MWh)	203.045	41.964	113.914	129.230	44.516	184.486	717.155
% Allocated	63,95%	9,24%	15,66%	27,83%	6,33%	12,66%	

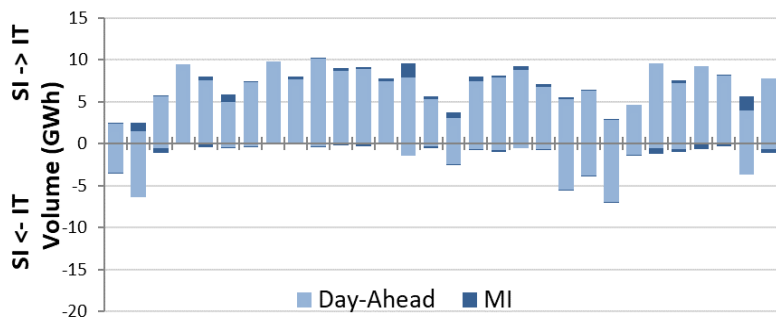
Daily Volatility of Base Price



[Methodology used for calculation of volatility.](#)

MI2 & MI6 Implicit Auctions

Allocated CZC Values on Slovenian-Italian Border



Cross-Zonal-Capacities

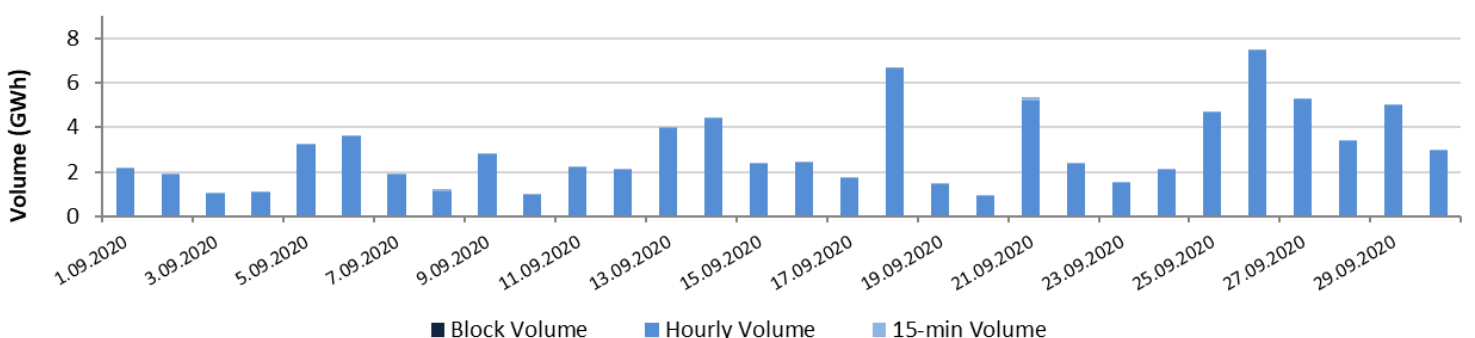
	SI-IT	IT-SI	Total
Offered (MWh)	156.420	212.326	368.746
Allocated (MWh)	10.284	5.428	15.712
% Allocated	6,57%	2,56%	/



Read more about European Pilot Project [Implicit Intraday Auctions \(MI2 & MI6\)](#)

Intraday Continuous Trading

Volumes by Products



For informational purposes only.

Past 12 Months Trade Information

Day-Ahead Auction

Avg. Monthly Volume (MWh)	657.369
Avg. Daily Volume (MWh)	21.553
Avg. Base Price (€/MWh)	38,80
Avg. Euro-Peak Price (€/MWh)	42,63
Avg. SI-IT offered (MWh)/Avg. % Allocated	362.789 / 33,6%
Avg. IT-SI offered (MWh)/Avg.% Allocated	468.295 / 30,7%
Avg. SI-AT offered (MWh)/Avg. % Allocated	811.786 / 5,0%
Avg. AT-SI offered (MWh)/Avg. % Allocated	469.841 / 62,4%
Avg. SI-HR offered (MWh)/Avg. % Allocated	746.039 / 28,6%
Avg. HR-SI offered (MWh)/Avg. % Allocated	1.447.192 / 5,7%

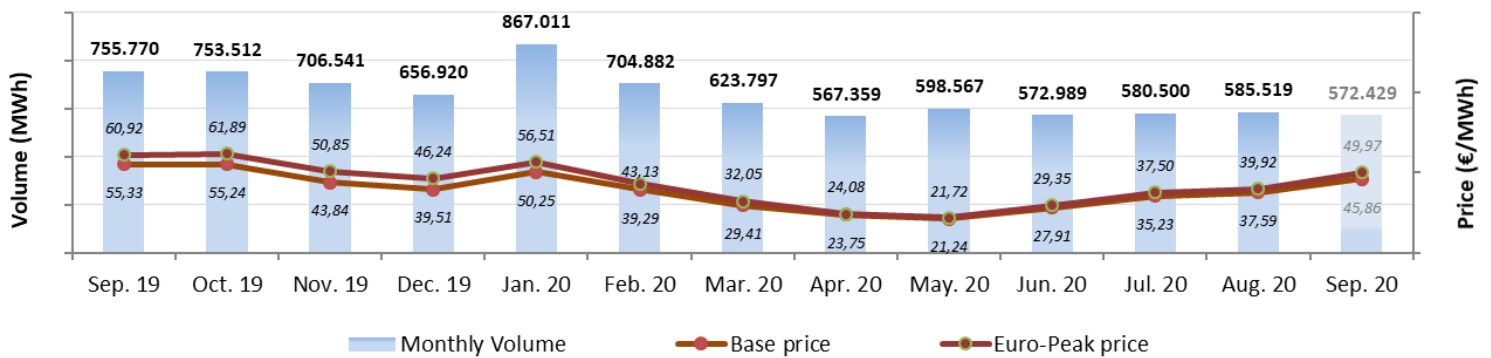
Intraday Continuous Trading

Avg. Monthly Volume (MWh)	68.092
Number of trades	13.975

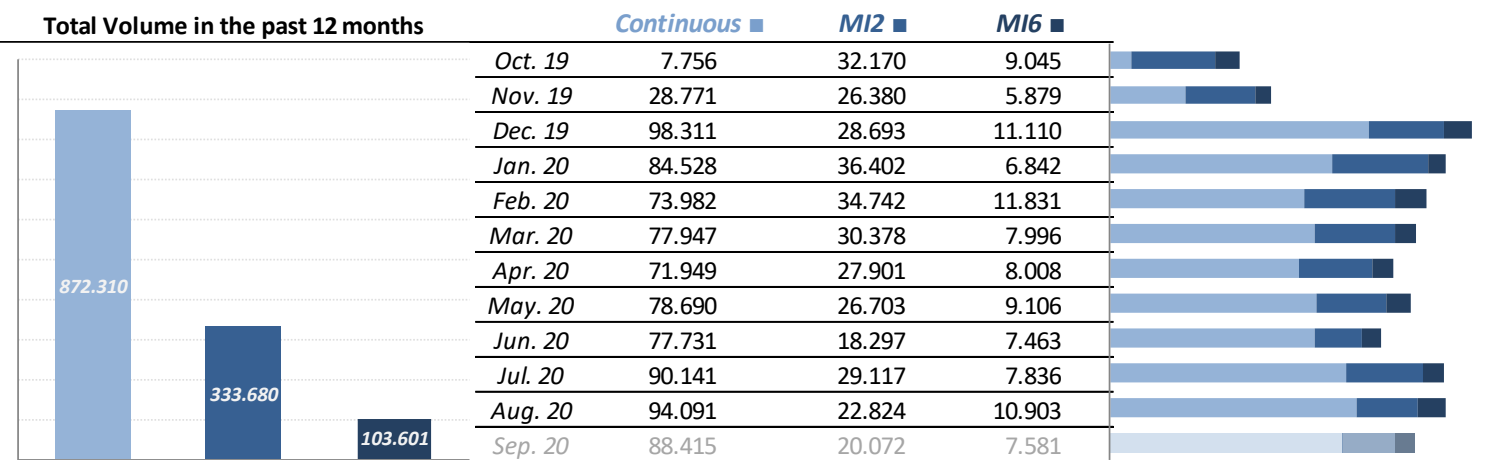
MI2 & MI6 Implicit Auctions

Avg. Monthly volume MI2 (MWh)	30.122
Avg. Monthly volume MI6 (MWh)	9.079
Avg. SI-IT offered (MWh)/Avg. % Allocated	362.226 / 3,3%
Avg. IT-SI offered (MWh)/Avg.% Allocated	251.656 / 4,5%

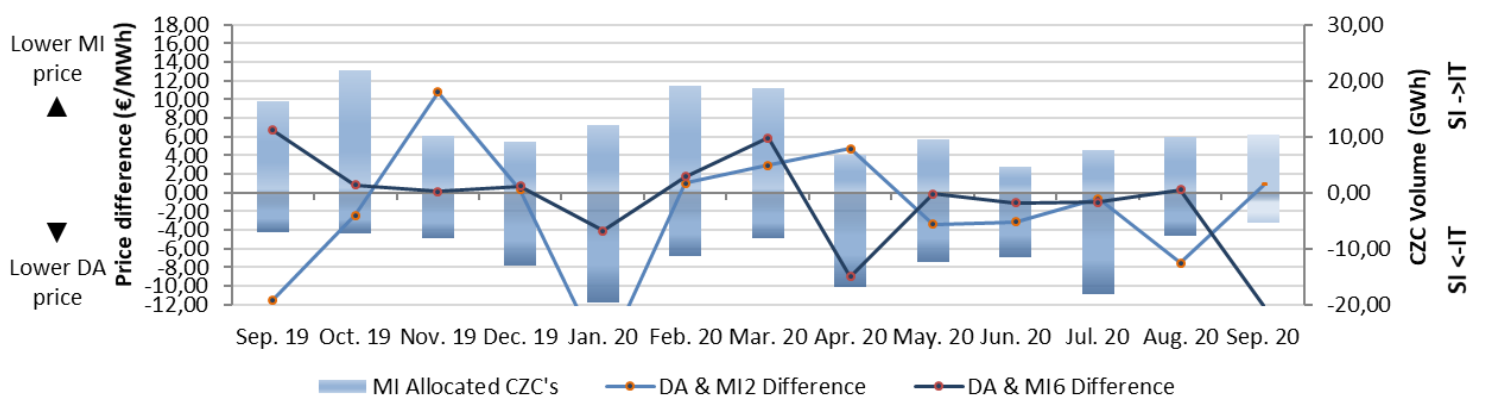
Day-Ahead Market Volumes and Prices



Intraday Volumes (MWh)





Absolute Difference Between MI and Day-Ahead Prices & MI Offered Cross-Zonal Capacities





*Cross-Zonal Capacities not allocated on Day-Ahead Auction are later offered for MI2 and MI6 Auctions.

BSP Energy Exchange LL C
Dunajska 156
SI-1000 Ljubljana
Slovenija

 **+386 1 620 76 76**

 **+386 1 620 76 77**

 **www.bsp-southpool.com**

 **info@bsp-southpool.com**

