

- 🌐 Total trading volume in June reached 622 GWh
- 🌐 Intraday trading volume represents 19,0% in total trading volume
- 🌐 Average daily Base price at 78,39 €/MWh

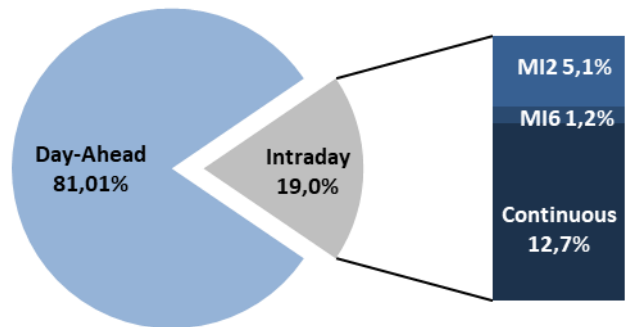
June Overall

Day-Ahead

Volume (MWh)		Price (€/MWh)				
Total	503.548 ▼ 18,6%	Avg. Daily		Max. Daily	Min. Daily	Spec. Daily Volatility
Avg. daily	16.785 ▼ 15,9%	Base	78,39 ▲ 30,9%	111,23	20,48	14,5%
Max. daily	22.845 ▼ 26,7%	Euro-Peak	80,78 ▲ 36,8%	125,18	6,10	27,5%
Min. daily	10.945 ▼ 10,8%					

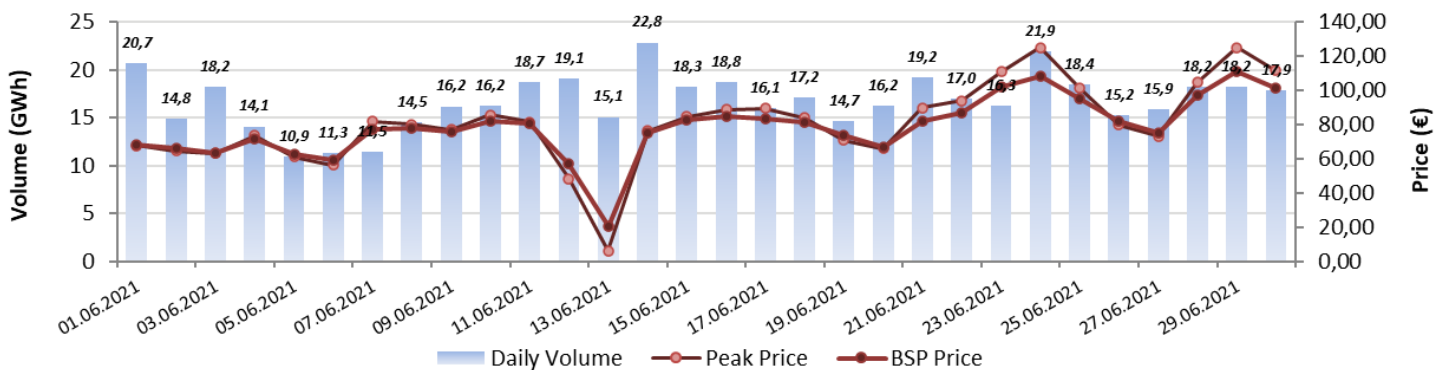
[Further Day-Ahead Auction Info.](#) (BSP website)

Intraday		
	Volume (MWh)	Avg. Price (€/MWh)
MI2	31.574 ▲ 73,4%	77,60 ▲ 31,8%
MI6	7.255 ▲ 21,6%	88,21 ▲ 30,9%
Continuous	79.235 ▼ 36,9%	

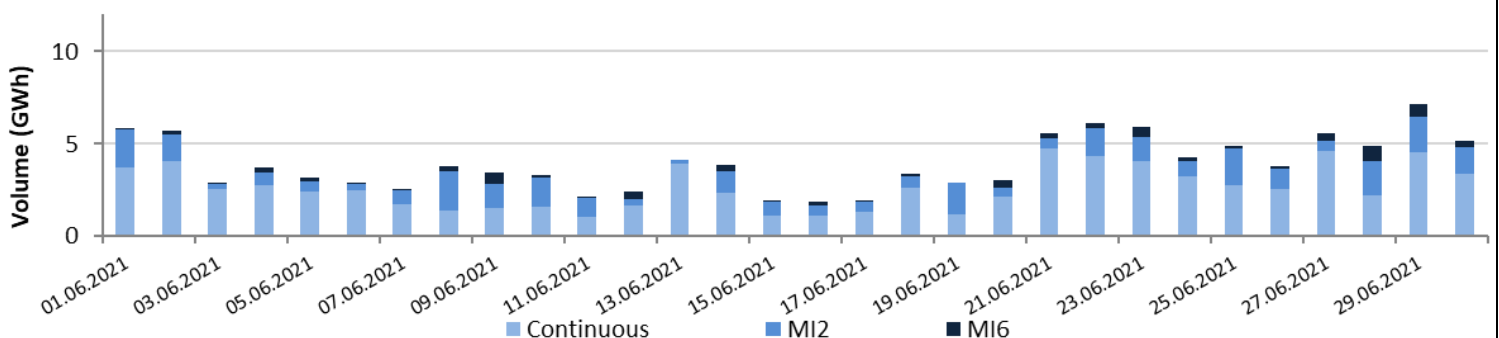


[Further Intraday Trading info.](#) (BSP website)

Day-Ahead Volumes and Prices



Intraday Daily Volumes



Day-Ahead Auction

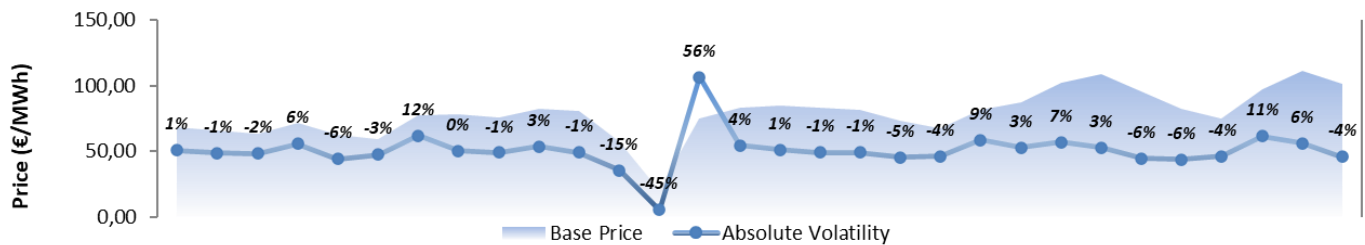
Average Hourly Volumes and Prices

Hour (AM)	1	2	3	4	5	6	7	8	9	10	11	12
Volume (MWh)	693	717	733	734	746	722	743	781	684	682	672	702
Base price (€/MWh)	73,12	67,38	65,29	64,19	63,18	64,48	74,25	83,51	87,46	83,68	78,35	78,00
Hour (PM)	13	14	15	16	17	18	19	20	21	22	23	24
Volume (MWh)	651	667	714	691	677	633	649	664	780	719	658	673
Base price (€/MWh)	76,59	72,15	72,70	73,23	77,51	83,04	90,17	96,43	96,73	93,63	87,38	78,99

Cross-Zonal Capacities

	SI→IT	IT→SI	SI→AT	AT→SI	SI→HR	HR→SI	Total
Offered (MWh)	360.452	454.400	693.356	440.994	798.086	1.361.914	4.109.202
Allocated (MWh)	219.348	33.887	35.764	231.844	69.980	144.930	735.753
% Allocated	60,85%	7,46%	5,16%	52,57%	8,77%	10,64%	

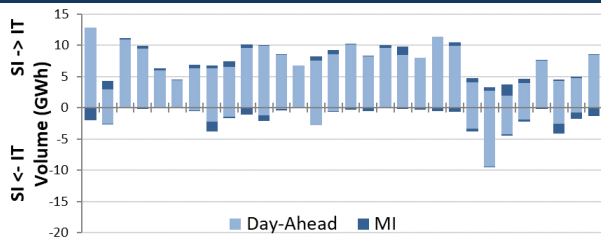
Daily Volatility of Base Price



MI2 & MI6 Implicit Auctions

Allocated CZC Values on Slovenian-Italian Border

Cross-Zonal-Capacities



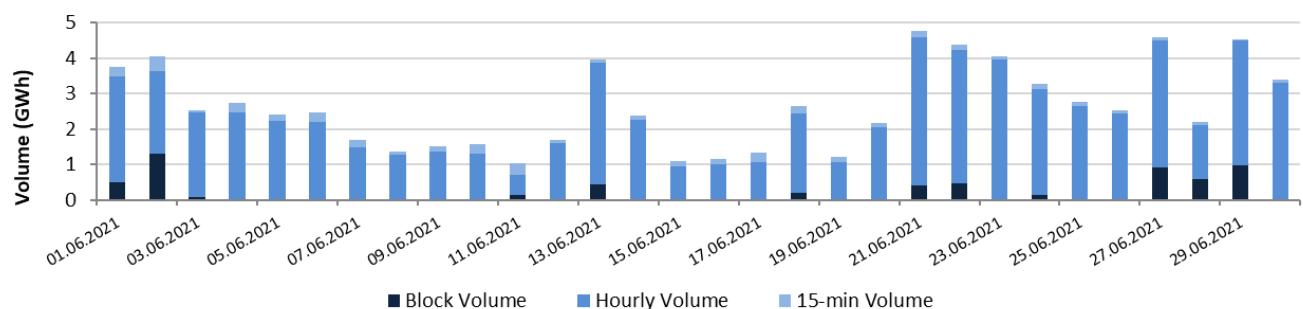
	SI-IT	IT-SI	Total
Offered (MWh)	174.955	363.089	538.044
Allocated (MWh)	12.876	14.840	27.716
% Allocated	7,36%	4,09%	/

Read more about European Pilot Project

[Implicit Intraday Auctions \(MI2 & MI6\)](#)

Intraday Continuous Trading

Volumes by Products



Past 12 Months Trade Information

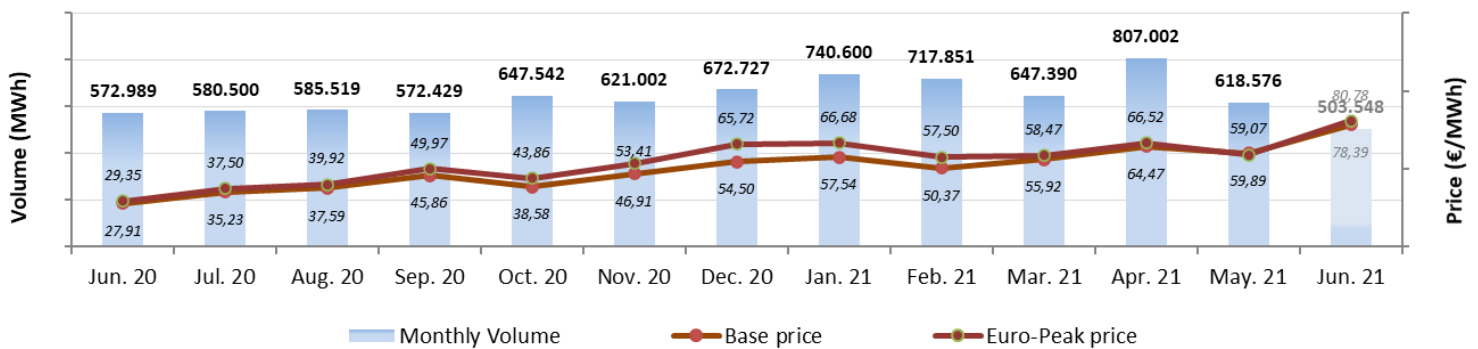
Day-Ahead Auction

Avg. Monthly Volume (MWh)	637.513
Avg. Daily Volume (MWh)	20.959
Avg. Base Price (€/MWh)	50,24
Avg. Euro-Peak Price (€/MWh)	54,52
Avg. SI-IT offered (MWh)/Avg. % Allocated	398.673 / 58,8%
Avg. IT-SI offered (MWh)/Avg. % Allocated	466.538 / 12,1%
Avg. SI-AT offered (MWh)/Avg. % Allocated	707.408 / 8,3%
Avg. AT-SI offered (MWh)/Avg. % Allocated	459.077 / 46,2%
Avg. SI-HR offered (MWh)/Avg. % Allocated	746.352 / 14,3%
Avg. HR-SI offered (MWh)/Avg. % Allocated	1.435.063 / 14,1%

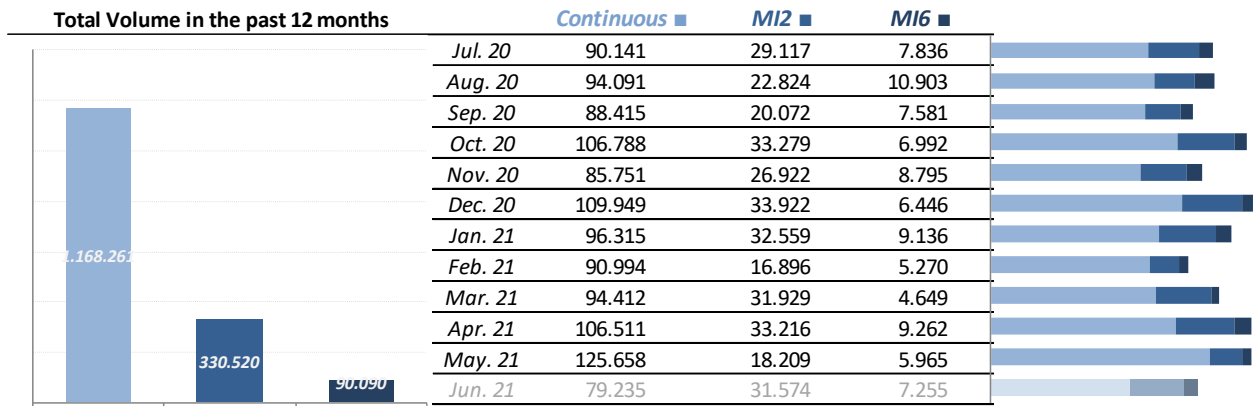
Intraday Continuous Trading

Avg. Monthly Volume (MWh)	95.846
Number of trades	13.975
MI2 & MI6 Implicit Auctions	
Avg. Monthly volume MI2 (MWh)	29.068
Avg. Monthly volume MI6 (MWh)	8.129
Avg. SI-IT offered (MWh)/Avg. % Allocated	203.955 / 5,6%
Avg. IT-SI offered (MWh)/Avg. % Allocated	315.556 / 3,3%

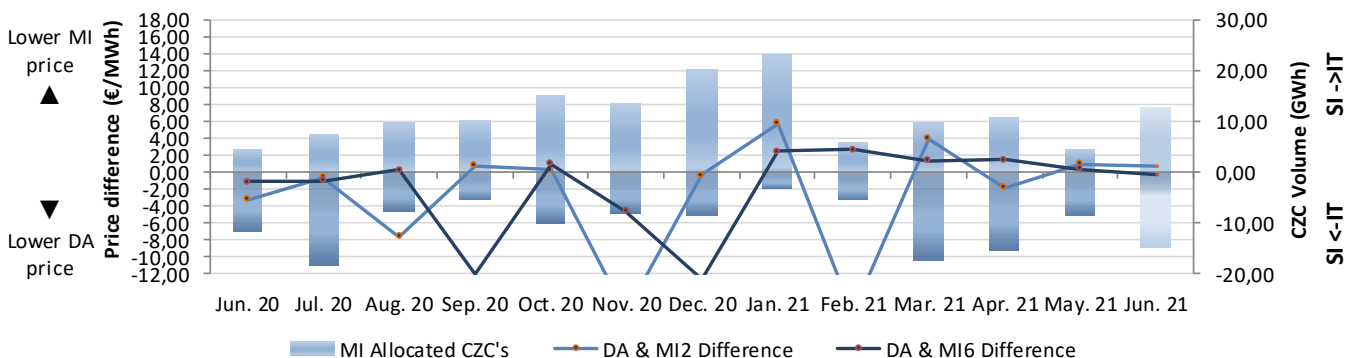
Day-Ahead Market Volumes and Prices



Intraday Volumes (MWh)





Absolute Difference Between MI and Day-Ahead Prices & MI Offered Cross-Zonal Capacities





*Cross-Zonal Capacities not allocated on Day-Ahead Auction are later offered for MI2 and MI6 Auctions.

BSP Energy Exchange LL C
Dunajska 156
SI-1000 Ljubljana
Slovenija

 **+386 1 620 76 89**

 **+386 1 620 76 77**

 **www.bsp-southpool.com**

 **info@bsp-southpool.com**

