



	6,350 (-200)	10,985 (+580)	665 (-15)	6,800 (-115)
9	7,654 (+169)	6,522 (+122)	1,632 (-54)	3,652 (+182)
0	7,150 (-150)	782 (+74)	1,901 (+101)	3,280 (-120)
	2,022 (-18)	631 (+40)	6,287 (-57)	12,630 (+330)

MONTHLY REPORT

February 2024

February 2024 Overall

BSP SouthPool

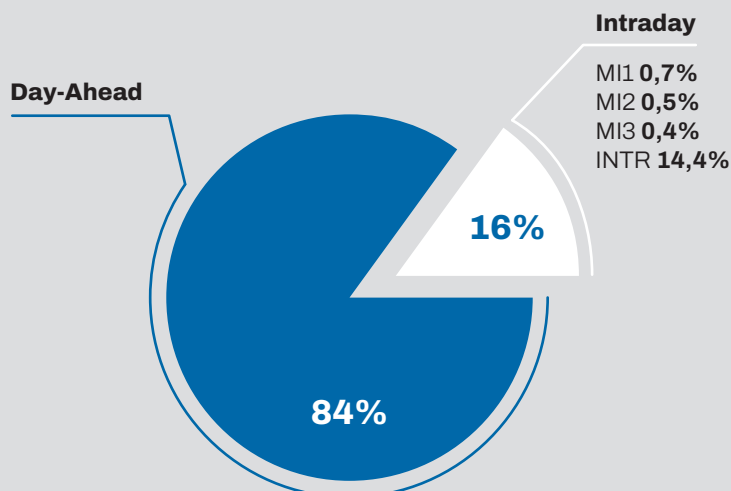
Day-Ahead

Volume (MWh)		
Total	949.927	↓ 8,0%
Avg. daily	32.756	↓ 1,7%
Max. daily	47.888	↑ 8,8%
Min. daily	21.168	↑ 2,3%

Price (€/MWh)					
	Avg. Daily		Max. Daily	Min. Daily	Spec. Daily Volatility
Base	67,19	↓ 19,1%	87,63	41,8	5,08%
Euro-Peak	72,21	↓ 22,1%	94,49	46,2	6,01%

Intraday

Volume (MWh)		
MI1	7.245	↓ 20,2%
MI2	5.793	↓ 34,3%
MI3	4.820	↑ 2,1%
INTR	165.546	↑ 5,4%



Day-Ahead
949.927 GWh
(-8% MoM)

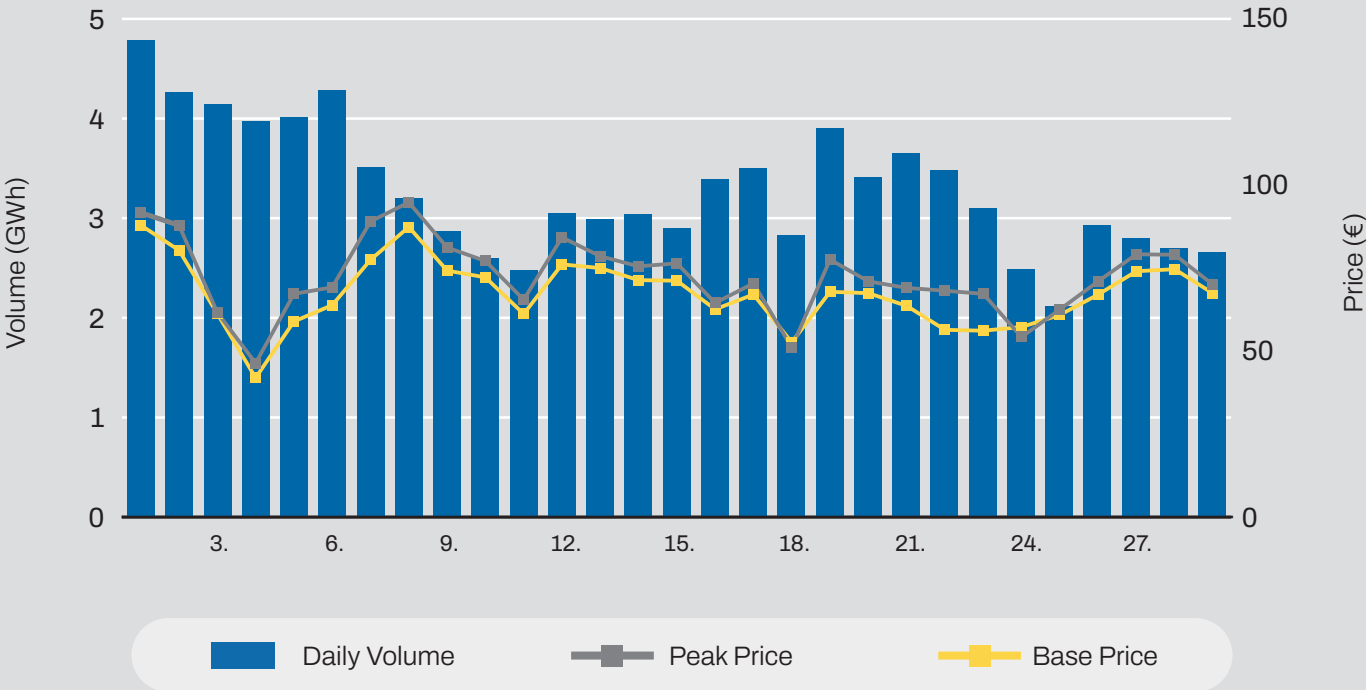
Base Avg.
67,19 €/MWh
(-19% MoM)

Intraday
183.405 GWh
(+2% MoM)

Daily Average
32.756 GWh
(-2% MoM)

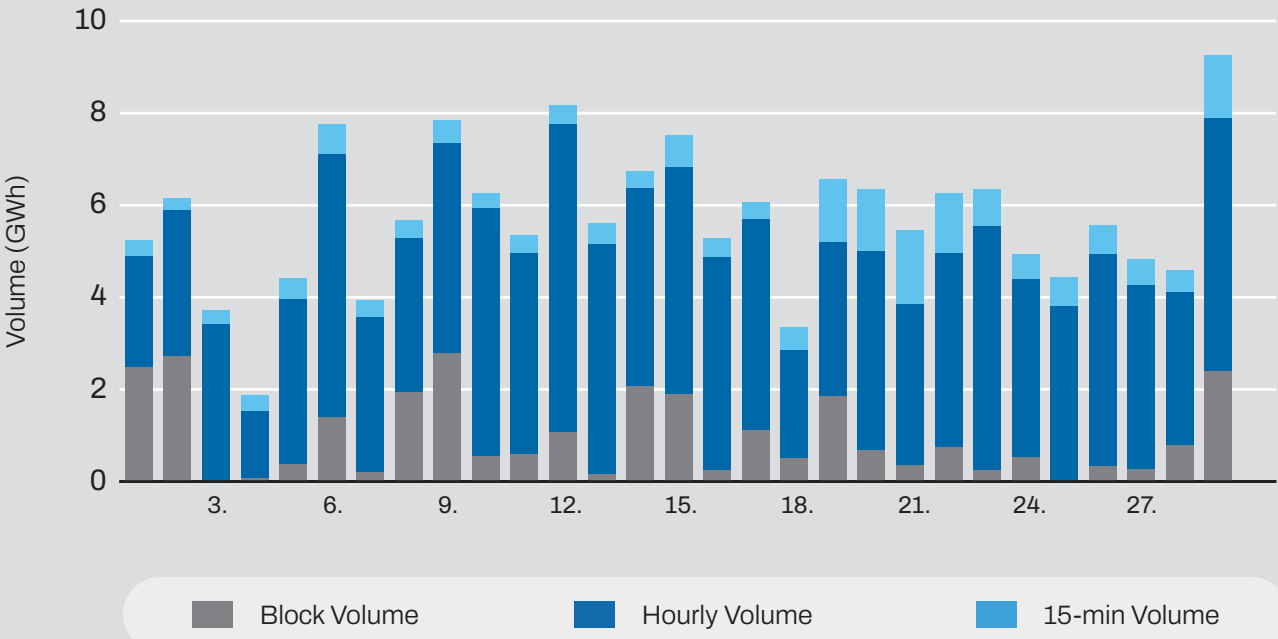
Daily Record
47.888 GWh
(+9% MoM)

Day-Ahead Volumes and Prices



Intraday Continuous Trading

Volumes by Products

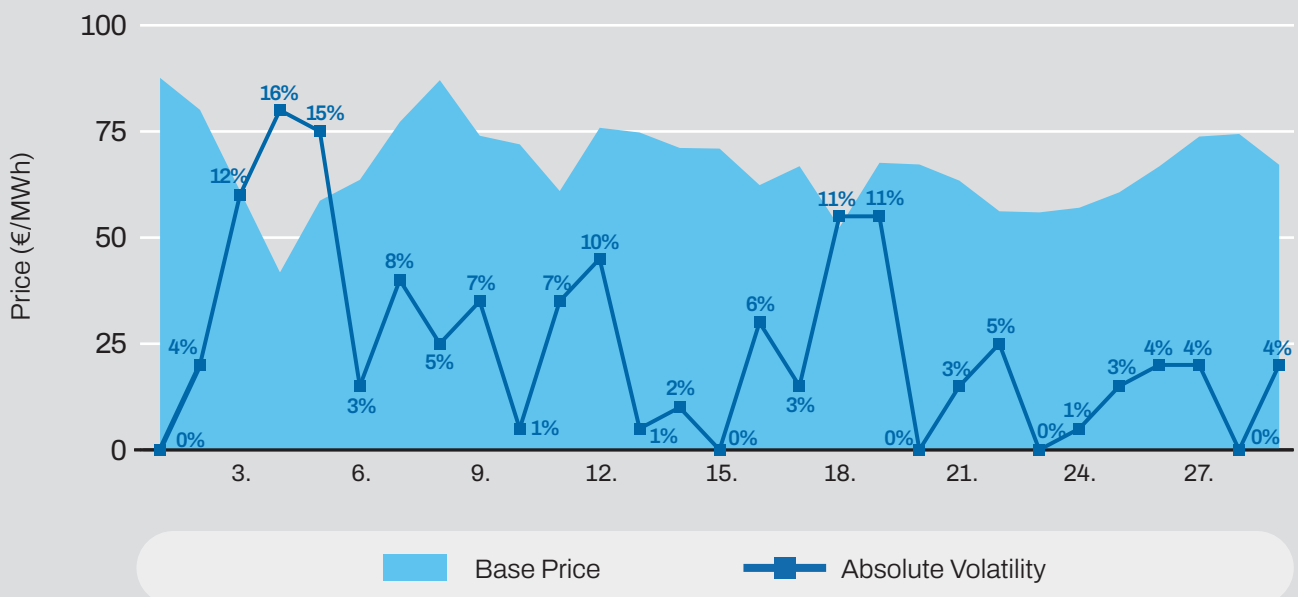


Average Monthly Day-Ahead Auction

Average Hourly Prices					
Hour	Volume (MWh)	Average price (€/MWh)	Hour	Volume (MWh)	Average price (€/MWh)
1	1.321	56,24	13	1.297	57,51
2	1.262	54,05	14	1.292	56,41
3	1.266	51,97	15	1.203	60,98
4	1.261	49,38	16	1.225	68,74
5	1.281	49,76	17	1.358	76,37
6	1.334	57,82	18	1.571	86,17
7	1.369	70,42	19	1.637	92,22
8	1.454	80,68	20	1.613	86,56
9	1.393	81,21	21	1.550	78,59
10	1.273	72,94	22	1.499	71,35
11	1.283	65,75	23	1.443	66,25
12	1.290	61,74	24	1.282	59,58

Cross-Zonal Capacities	
Export/Import	Allocated (MWh)
SI → IT	440.157
IT → SI	19.618
SI → AT	34.253
AT → SI	562.881
SI → HU	27.594
HU → SI	130.361
SI → HR	150.624
HR → SI	68.853
Total	1.434.341

Daily Volatility of Base Price

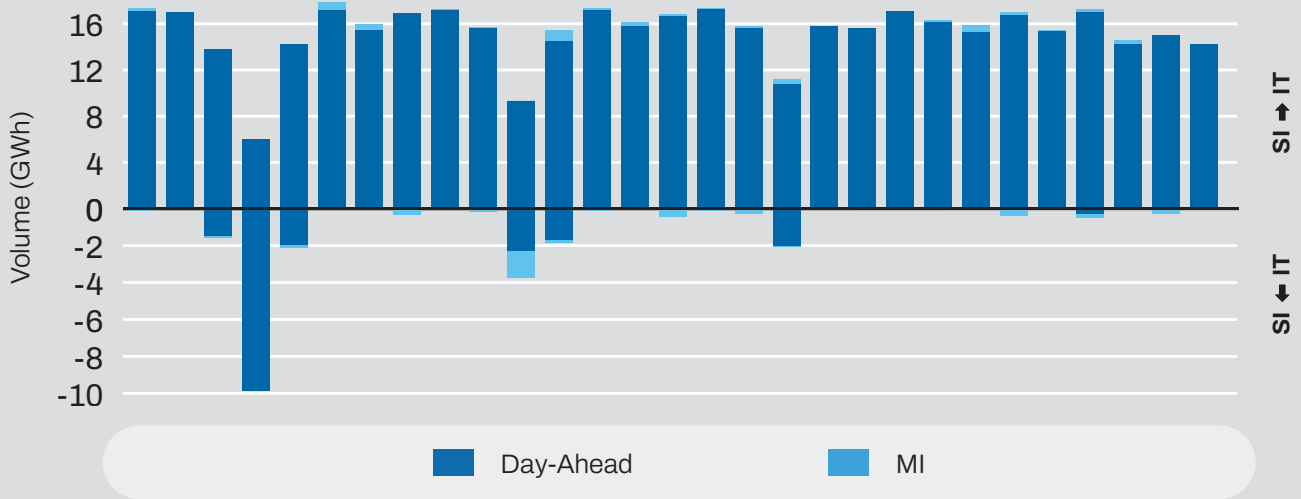


MI1, MI2, M3 Implicit Auctions

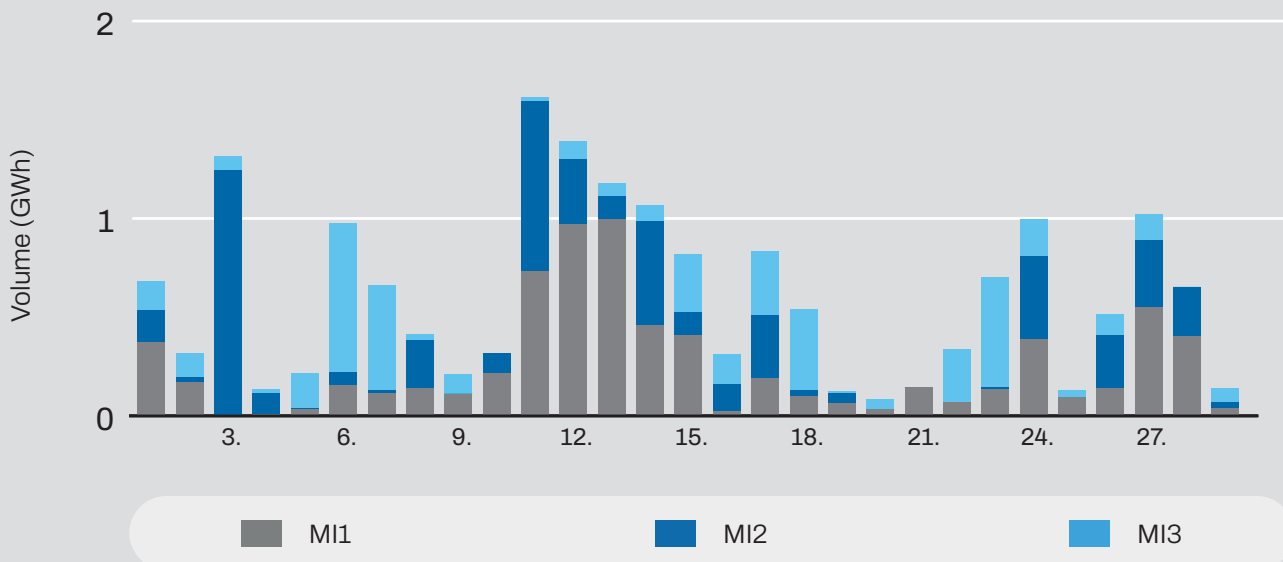
Cross-Zonal-Capacities

	SI → IT	IT → SI
Offered (MWh)	114.383	2.226.766
Allocated (MWh)	5.314	4.803
% Allocated	4,65%	0,22%

Allocated CZC Values on Slovenian-Italian Border



Intraday Auction



Comparison

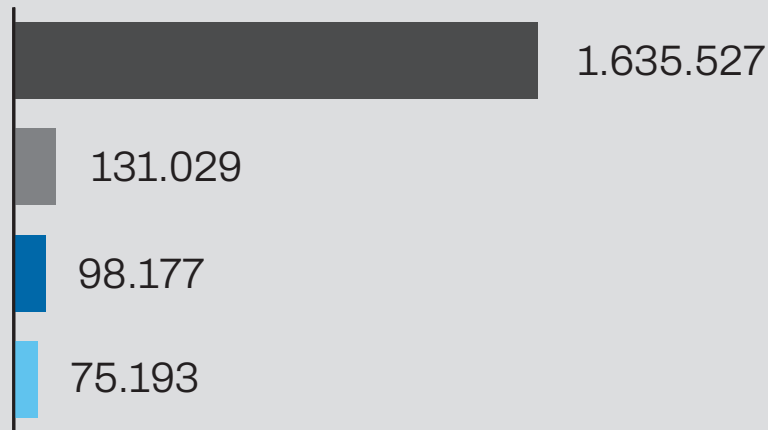
Day-Ahead Auction			
	February 2024	January 2024	February 2023
Avg. Daily Volume (MWh)	32.756	33.323	28.832
Avg. Hourly Volume (MWh)	1.365	1.388	1.201
Avg. Base Price (€/MWh)	67,19	83,02	145,6
Avg. Euro-Peak Price (€/MWh)	72,21	92,73	154,07

Day-Ahead Market Volumes and Prices




Past 12 Months Trade Information

Total Intraday Volumes (MWH)



Total Volume from March 2023

	Continuous	MI1	MI2	MI3
Mar	4.653	4.933	10.328	126.292
Apr	6.115	2.892	6.762	122.218
May	3.595	5.196	13.002	117.949
Jun	5.689	12.836	12.820	111.114
Jul	7.752	8.271	15.681	148.368
Aug	5.137	11.164	16.329	140.685
Sep	7.155	15.915	8.686	187.311
Oct	13.897	9.677	10.930	112.298
Nov	8.951	8.949	11.288	131.995
Dec	2.710	3.729	8.884	114.685
Jan	4.719	8.822	9.075	157.069
Feb	4.820	5.793	7.245	165.546



February 2024 Overall

Day-Ahead
329.478 GWh
 (+2% MoM)

Base Avg.
67,86 €/MWh
 (-12% MoM)

Daily Average
11.361 GWh
 (+10% MoM)

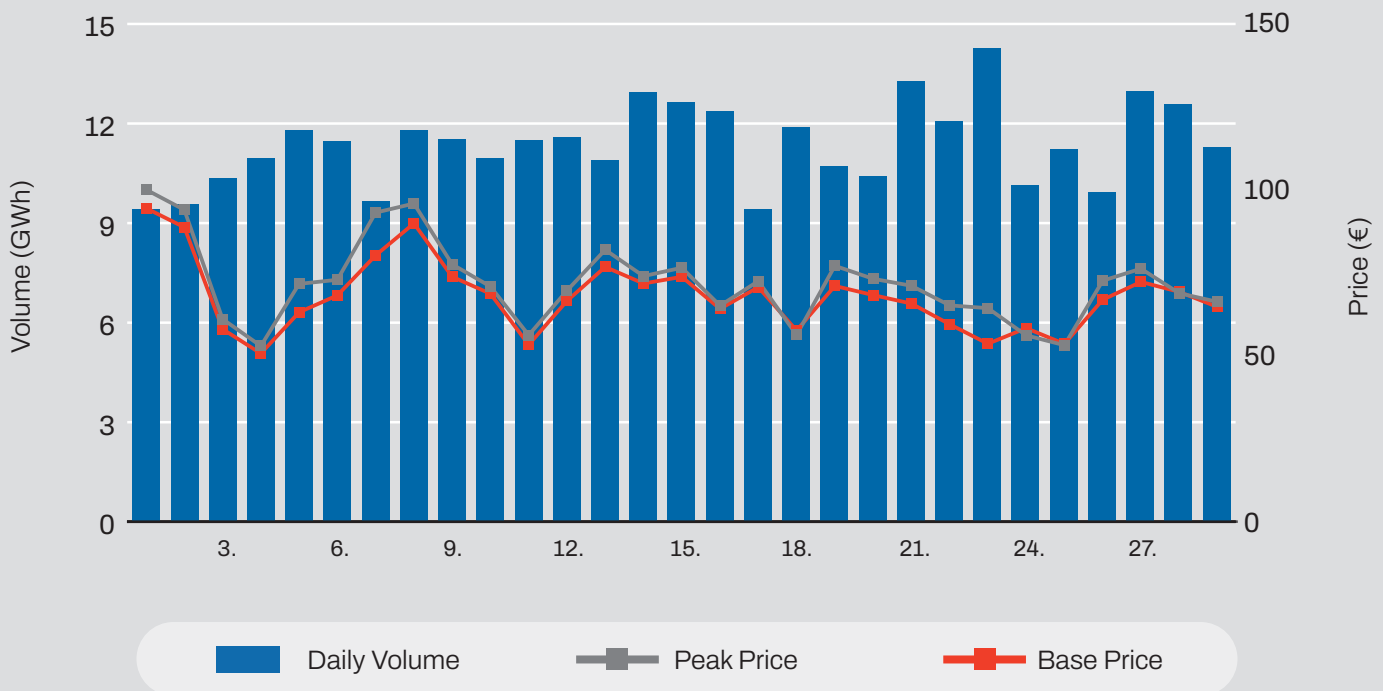
Daily Record
14.277 GWh
 (+6% MoM)

Day-Ahead

Volume (MWh)		
Total	329.478	↑2,7%
Avg. daily	11.361	↑9,8%
Max. daily	14.277	↑6,2%
Min. daily	9.409	↑31,5%

Price (€/MWh)				
	Avg. Daily	Max. Daily	Min. Daily	Spec. Daily Volatility
Base	67,86	94,22	50,54	5,94%
Euro-Peak	71,74	99,79	52,79	6,62%

Day-Ahead Volumes and Prices

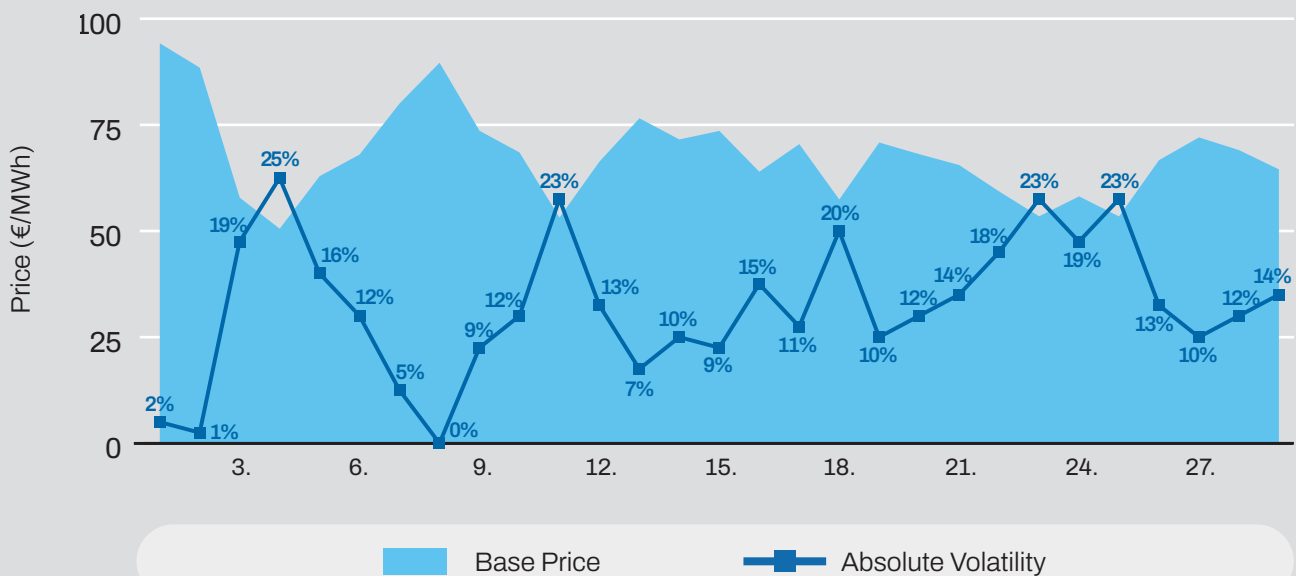


Day-Ahead Auction

Average Hourly Prices

Hour	Average Volume (MWh)	Average price (€/MWh)	Hour	Average Volume (MWh)	Average price (€/MWh)
1	383	72,40	13	417	81,31
2	384	68,83	14	429	81,38
3	393	65,63	15	439	86,15
4	391	62,97	16	468	95,73
5	388	65,06	17	525	107,70
6	429	73,91	18	497	118,84
7	461	86,31	19	506	116,75
8	473	98,32	20	493	109,63
9	467	105,30	21	452	99,86
10	431	97,31	22	419	88,72
11	403	88,63	23	405	83,58
12	416	84,60	24	388	75,88

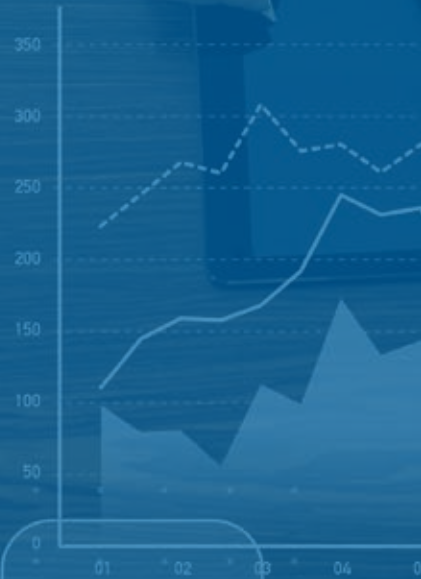
Daily Volatility of Base Price



Intraday trading on SEEPEX started on **25th July 2023**
 Number of participants: **20**



J	1,822	12,349,000
K	3,680	238,681,000
PL	1,062	65,678,000
EE	485	8,369,000
AH	8,569	189,301,000
PP	6,602	102,698,000
K	890	24,697,000
G	6,280	76,002,000
ID	2,436	57,610,000



1,822 (-35)	20,369 (+580)	890 (-20)
3,605 (+210)	9,542 (-128)	2,600 (+35)
3,204 (-33)	5,211 (+156)	7,100 (-60)
3,100 (-70)	712 (+12)	134 (+5)



ADEX GROUP holding company Ltd.

Dunajska cesta 156,
1000 Ljubljana, Slovenia

T SI +386 1/620 76 76
T RS +381 11 715 28 43
E info@adex-spot.com