

# ADEX

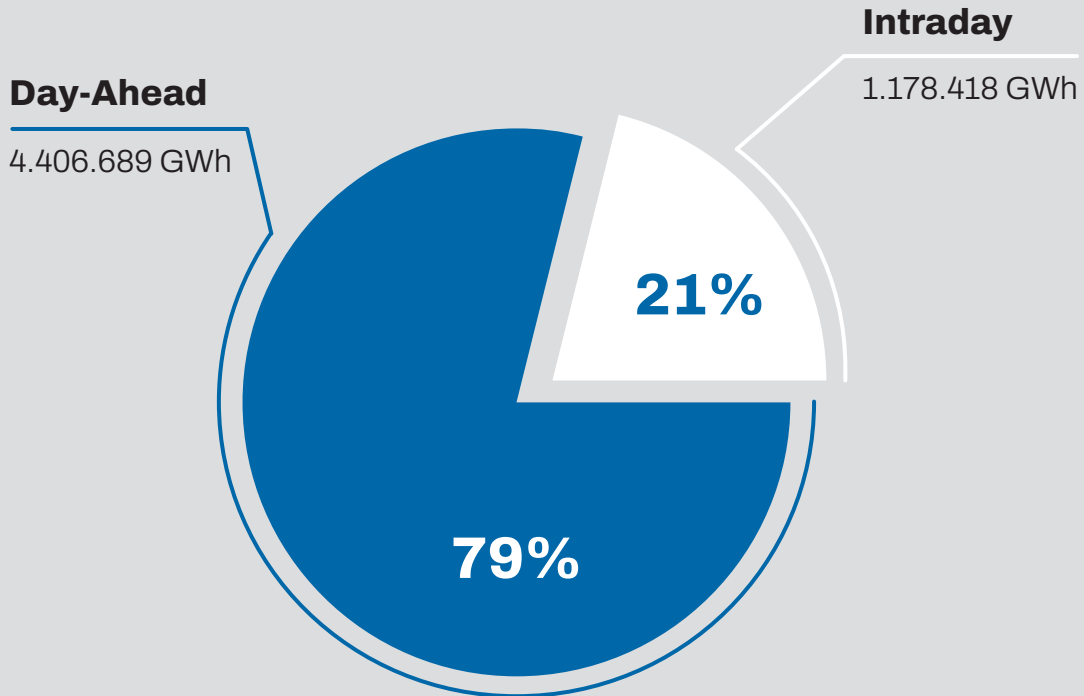
GROUP

MONTHLY REPORT

# January 2025

# The total numbers of ADEX Group

ADEX



**Total ADEX Trading Volume**  
for January

**5.585.107** GWh

**Total members**

**183**

# January 2025 Overall

BSP

## Day-Ahead

Volume (MWh)		
Total	1.310.029	↑17,3%
Avg. daily	42.259	↑17,3%
Max. daily	57.143	↑24,9%
Min. daily	33.441	↑68,9%

Price (€/MWh)					
	Avg. Daily		Max. Daily	Min. Daily	Spec. Daily Volatility
Base	134,48	↑5,1%	231,09	88,35	5,61%
Euro-Peak	150,42	↓8,6%	307,86	70,47	8,60%

Day-Ahead  
**1.310.029 GWh**  
(+17,3% MoM)

Base Avg.  
**134,48 €/MWh**  
(+0,6% MoM)

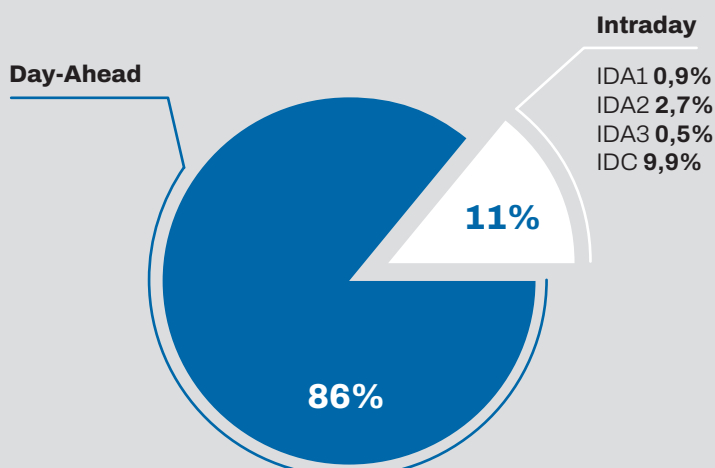
Intraday  
**211.987 GWh**  
(+11,8% MoM)

Daily Average  
**42.259 GWh**  
(+17,3% MoM)

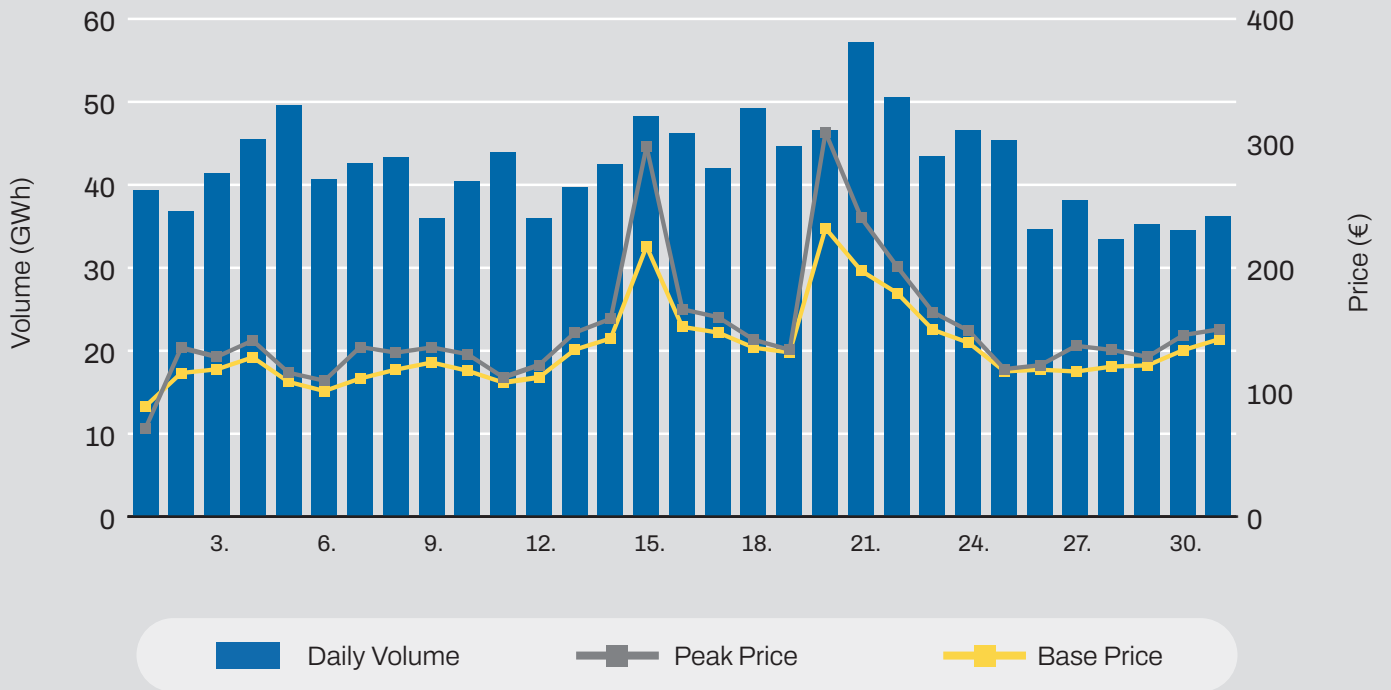
Daily Record  
**57.143 GWh**  
(+24,9% MoM)

## Intraday

Volume (MWh)			Price (€/MWh)		
IDC	151.055	↑19,5%	IDC WAP	138,41	↓5,8%
IDA1	12.631	↓25,3%			
IDA2	41.390	↑2,3%	IDC Max	899,06	↓90,0%
IDA3	6.911	↑19,2%	IDC Min	-100,00	↑230,7%

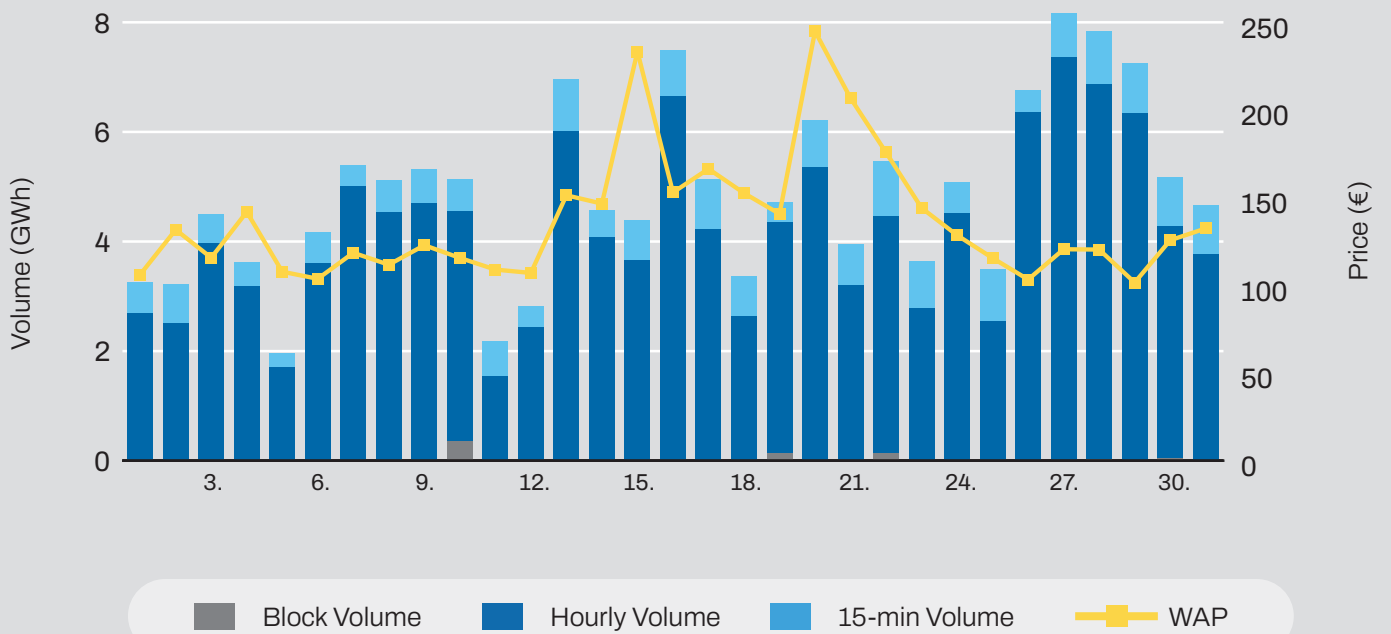


## Day-Ahead Volumes and Prices



## Intraday Continuous Trading

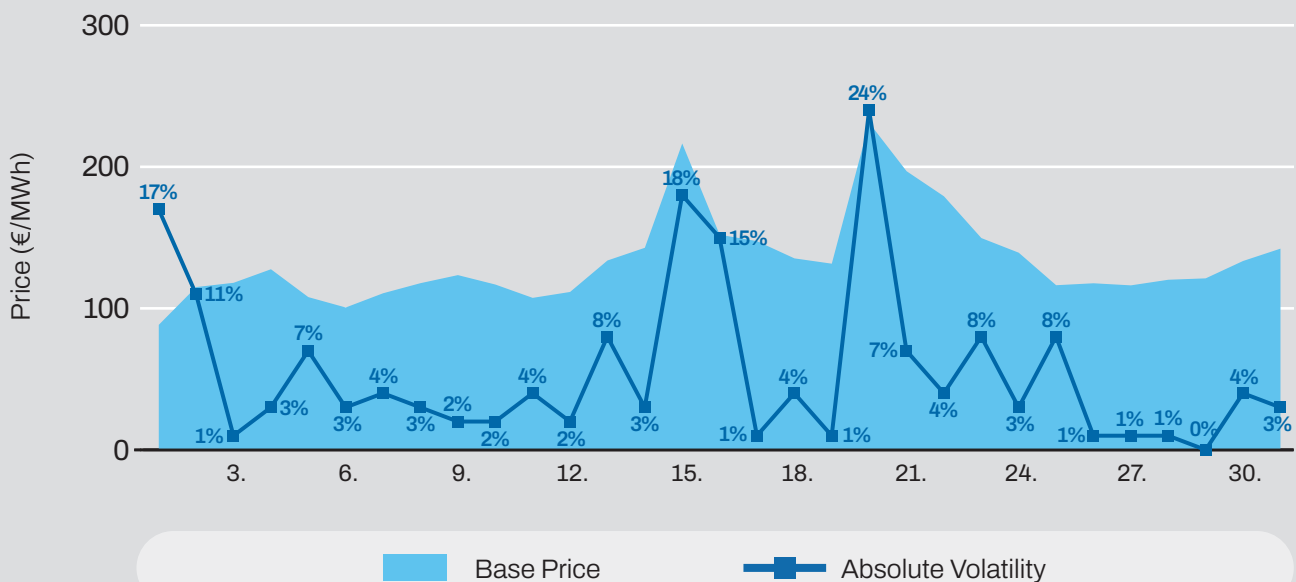
### Volumes by Products



## Average Monthly Day-Ahead Auction

Average Hourly Prices						Flow	
Hour	Volume (MWh)	Average price (€/MWh)	Hour	Volume (MWh)	Average price (€/MWh)	Export/Import	Allocated (MWh)
1	1.760	107,42	13	1.660	121,57	SI → IT	242.016
2	1.669	102,89	14	1.581	122,21	IT → SI	174.335
3	1.627	98,73	15	1.725	132,01	SI → AT	2.248
4	1.639	93,55	16	1.803	150,73	AT → SI	677.905
5	1.661	96,61	17	1.898	169,50	SI → HU	151.731
6	1.751	109,76	18	1.947	184,36	HU → SI	107.247
7	1.858	130,89	19	1.902	176,38	SI → HR	314.518
8	1.942	157,74	20	1.941	165,18	HR → SI	7.756
9	1.757	169,39	21	1.889	150,28	<b>Total</b>	<b>1.677.754</b>
10	1.606	150,88	22	1.846	134,54		
11	1.558	136,17	23	1.820	126,93		
12	1.635	126,68	24	1.785	113,05		

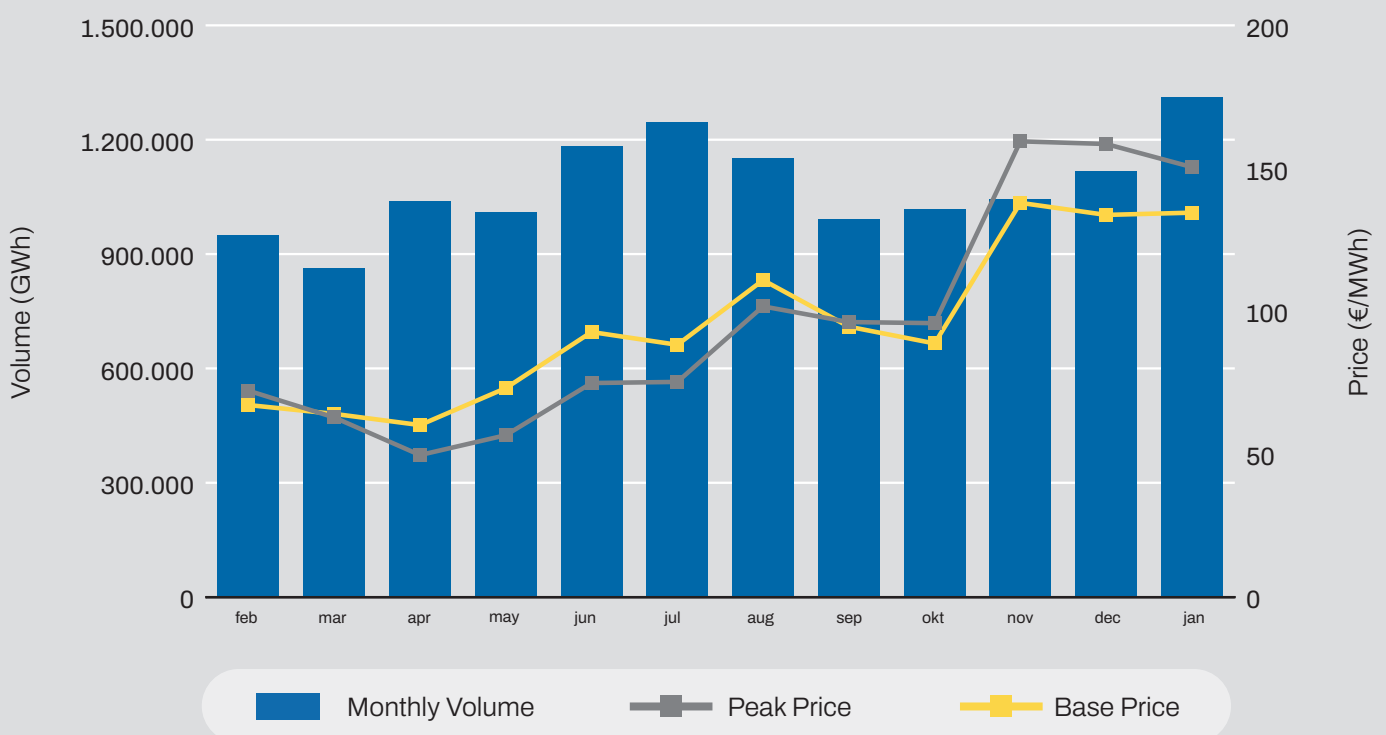
### Daily Volatility of Base Price



## Comparison


Day-Ahead Auction			
	January 2025	December 2024	January 2024
Avg. Daily Volume (MWh)	<b>42.259</b>	<b>36.023</b>	<b>33.323</b>
Avg. Hourly Volume (MWh)	<b>1.761</b>	<b>1.501</b>	<b>1.388</b>
Avg. Base Price (€/MWh)	<b>134,48</b>	<b>133,69</b>	<b>83,02</b>
Avg. Euro-Peak Price (€/MWh)	<b>150,42</b>	<b>158,5</b>	<b>92,73</b>

## Day-Ahead Market Volumes and Prices



## Past 12 Months Trade Information

### Total Intraday Volumes (MWh)



### Total Volume from Feb 2024

	Continuous	IDA1	IDA2	IDA3
Feb	165.546	7.245	5.793	4.820
Mar	173.791	6.993	4.122	8.938
Apr	170.675	9.681	5.547	7.689
May	153.122	12.571	7.389	6.536
Jun	133.400	14.038	22.656	5.756
Jul	99.603	6.152	26.684	2.991
Aug	88.171	3.483	24.570	1.716
Sep	114.392	5.830	22.831	3.767
Oct	113.052	12.325	29.020	4.757
Nov	138.398	13.778	50.750	5.965
Dec	126.441	16.905	40.447	5.799
Jan	151.055	12.631	41.390	6.911

Continuous
  IDA1
  IDA2
  IDA3

# January 2025 Overall

HUPX

## Day-Ahead

Volume (MWh)		
Total	2.640.909	↑ 5,2%
Avg. daily	85.191	↑ 5,2%
Max. daily	99.303	↑ 10,5%
Min. daily	68.231	↓ 1,6%

Price (€/MWh)					
	Avg. Daily		Max. Daily	Min. Daily	Spec. Daily Volatility
Base	140,19	↓ 2,6%	237,88	85,22	5,61%
Euro-Peak	158,29	↓ 8,1%	319,13	83,36	8,60%

Day-Ahead  
**2.640.909 GWh**  
(+5,2% MoM)

Base Avg.  
**140,19 €/MWh**  
(-2,6% MoM)

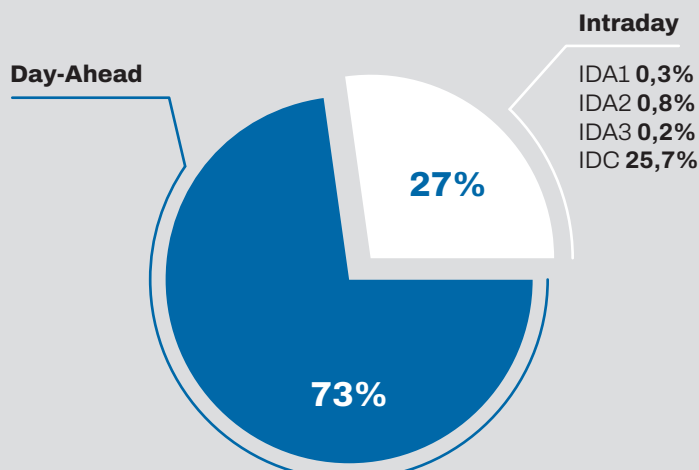
Intraday  
**961.055 GWh**  
(+6,8% MoM)

Daily Average  
**85.191 GWh**  
(+5,2% MoM)

Daily Record  
**99.303 GWh**  
(+10,5% MoM)

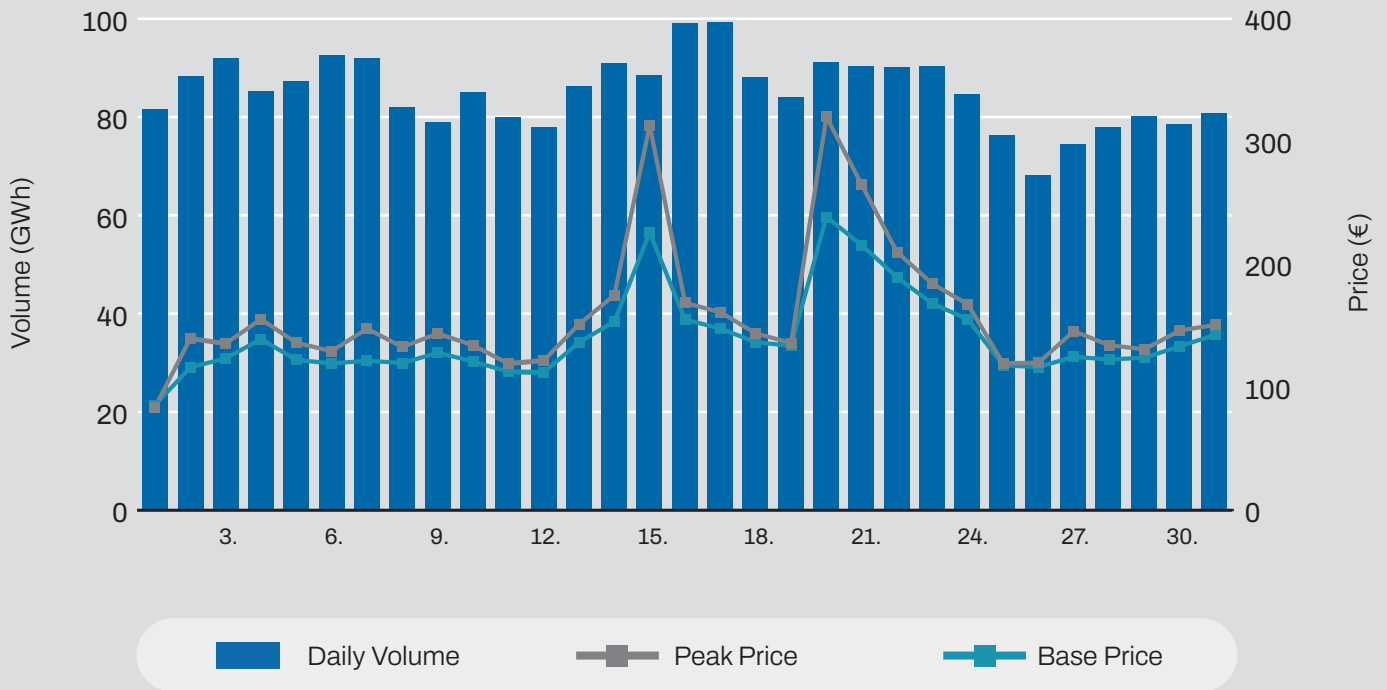
## Intraday

Volume (MWh)			Price (€/MWh)		
IDC	922.427	↑ 9,5%	IDC WAP	138,84	↓ 10,5%
IDA1	7.175	↓ 14,1%			
IDA2	26.777	↓ 37,7%	IDC Max	9.221,99	↑ 189,3%
IDA3	4.677	↓ 21,3%	IDC Min	-399,58	↑ 369,3%



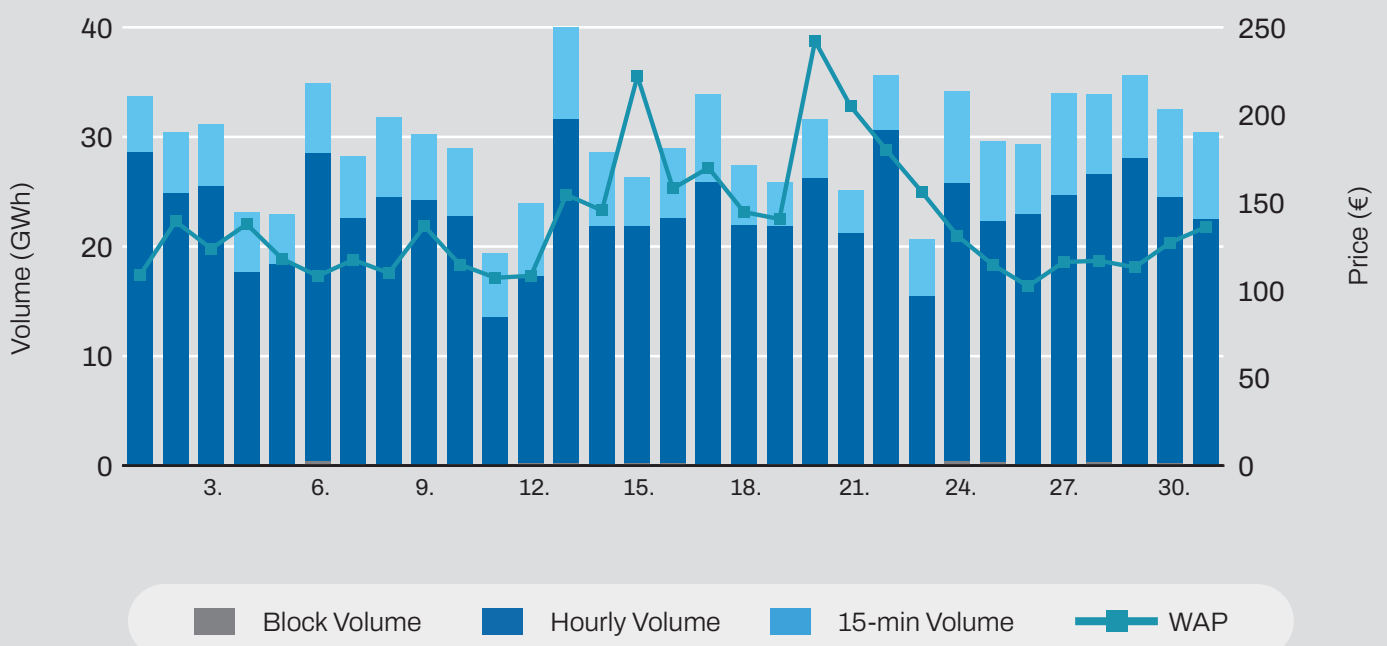


## Day-Ahead Volumes and Prices



## Intraday Continuous Trading

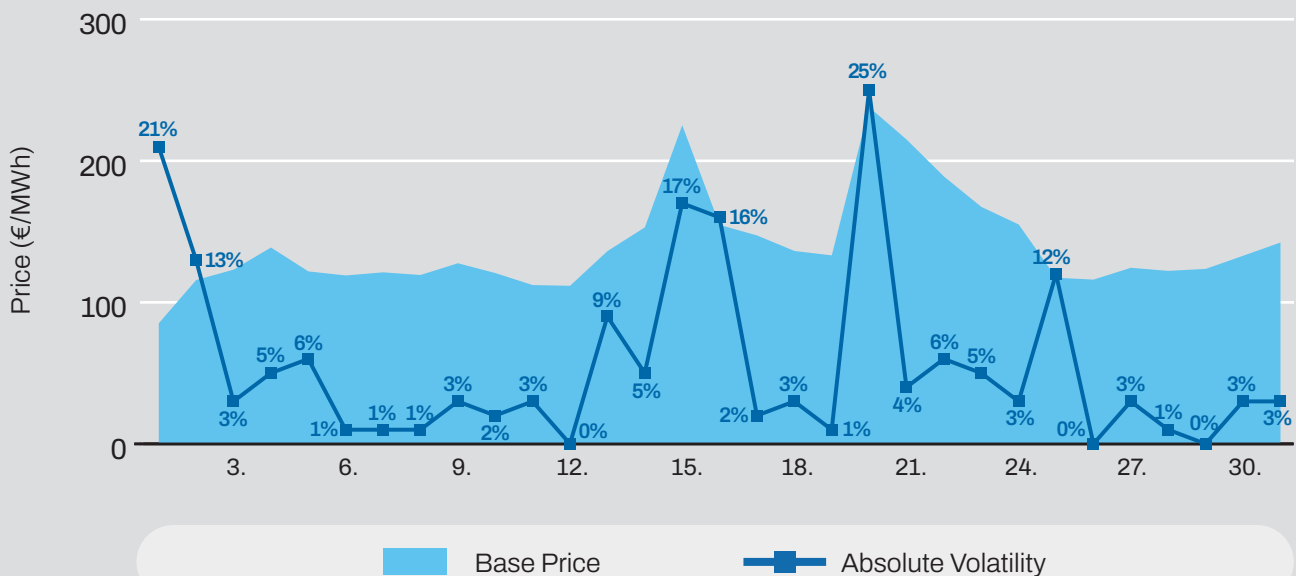
### Volumes by Products



## Average Monthly Day-Ahead Auction

Average Hourly Prices						Flow	
Hour	Volume (MWh)	Average price (€/MWh)	Hour	Volume (MWh)	Average price (€/MWh)	Export/Import	Allocated (MWh)
1	3.034	109,55	13	3.803	123,43	HU → AT	20.049
2	2.864	103,20	14	3.640	124,71	AT → HU	740.190
3	2.802	98,66	15	3.584	135,05	HU → HR	279.228
4	2.767	93,03	16	3.750	158,79	HR → HU	16.952
5	2.784	97,56	17	4.258	190,25	HU → RO	850.960
6	2.920	111,14	18	4.298	205,38	RO → HU	91.842
7	3.328	136,43	19	4.219	190,29	HU → SI	107.247
8	3.698	167,62	20	4.084	177,54	SI → HU	151.731
9	3.798	175,40	21	3.904	160,88	HU → SK	34
10	3.754	153,20	22	3.604	143,68	SK → HU	1.447.177
11	3.778	137,37	23	3.402	130,38		
12	3.870	128,13	24	3.249	112,87	<b>Total</b>	<b>3.705.410</b>

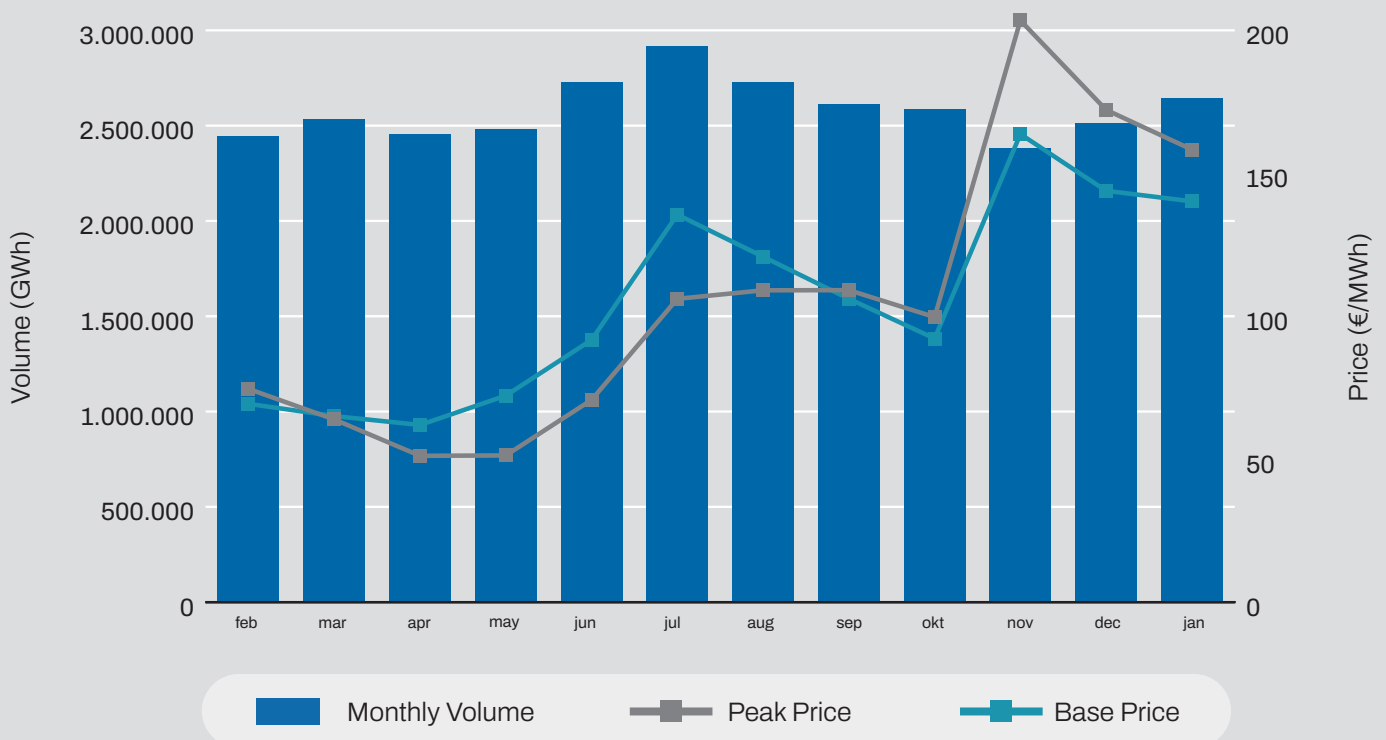
### Daily Volatility of Base Price



## Comparison


Day-Ahead Auction			
	January 2025	December 2024	January 2024
Avg. Daily Volume (MWh)	<b>85.191</b>	<b>80.949</b>	<b>84.365</b>
Avg. Hourly Volume (MWh)	<b>3.550</b>	<b>3.373</b>	<b>3.515</b>
Avg. Base Price (€/MWh)	<b>140,19</b>	<b>143,87</b>	<b>85,73</b>
Avg. Euro-Peak Price (€/MWh)	<b>158,29</b>	<b>172,18</b>	<b>96,55</b>

## Day-Ahead Market Volumes and Prices



## Past 12 Months Trade Information

Total Intraday Volumes (MWh)



Total Volume from Feb 2024

	Continuous	IDA1	IDA2	IDA3
Feb	649,242	-	-	-
Mar	779,059	-	-	-
Apr	761,329	-	-	-
May	796,809	-	-	-
Jun	802,428	4,847	8,850	740
Jul	651,392	5,520	12,999	1,858
Aug	710,187	5,605	22,541	1,608
Sep	691,178	6,053	13,716	2,074
Oct	801,796	8,606	15,489	2,009
Nov	786,650	8,219	44,359	7,027
Dec	842,428	8,355	42,976	5,946
Jan	922,427	7,175	26,777	4,677

Continuous

IDA1

IDA2

IDA3

# January 2025 Overall

Seepex

Day-Ahead  
**455.751 GWh**  
(-11,8% MoM)

Base Avg.  
**139,53 €/MWh**  
(+0,1% MoM)

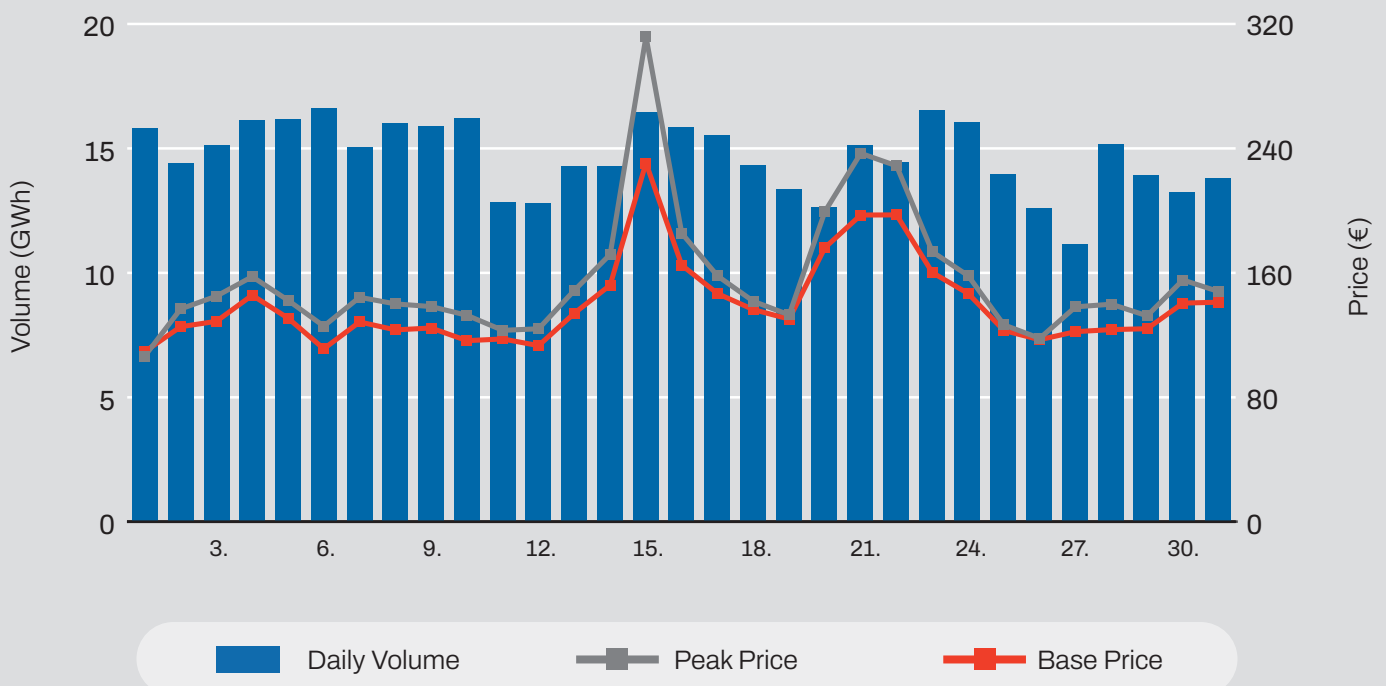
Daily  
Average  
**14.702 GWh**  
(-11,8% MoM)

Daily  
Record  
**16.621 GWh**  
(-18,2% MoM)

## Day-Ahead

Volume (MWh)			Price (€/MWh)					
Total	<b>455.751</b>	<b>↓ 11,8%</b>		Avg. Daily	Max. Daily	Min. Daily	Spec. Daily Volatility	
Avg. daily	<b>14.702</b>	<b>↓ 11,8%</b>	Base	<b>139,53</b>	<b>↑ 0,1%</b>	<b>229,95</b>	<b>109,01</b>	<b>5,04%</b>
Max. daily	<b>16.621</b>	<b>↓ 18,2%</b>	Euro-Peak	<b>155,08</b>	<b>↓ 4,2%</b>	<b>311,03</b>	<b>106,2</b>	<b>6,78%</b>
Min. daily	<b>11.133</b>	<b>↓ 14,5%</b>						

## Day-Ahead Volumes and Prices

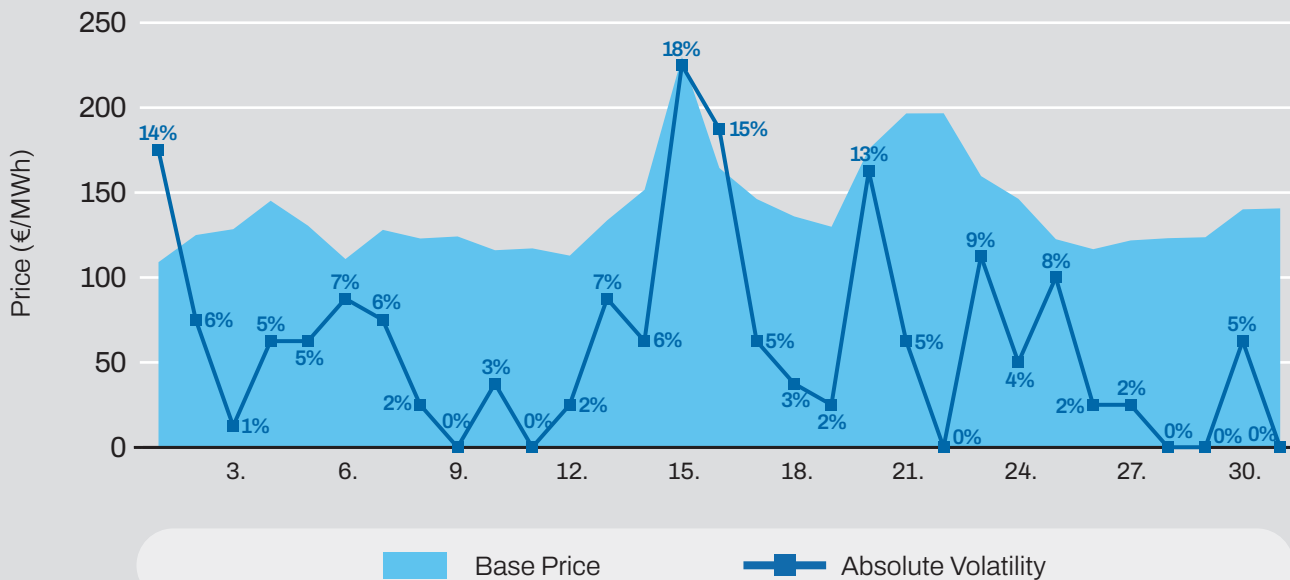


## Day-Ahead Auction

Average Hourly Prices

Hour	Average Volume (MWh)	Average price (€/MWh)	Hour	Average Volume (MWh)	Average price (€/MWh)
1	665	115,24	13	656	121,13
2	630	107,70	14	620	122,91
3	602	100,78	15	600	132,69
4	586	96,26	16	597	154,98
5	575	100,67	17	616	183,44
6	589	113,27	18	613	201,36
7	609	136,22	19	599	190,32
8	618	162,85	20	604	179,12
9	598	169,51	21	590	159,35
10	620	148,50	22	588	141,66
11	616	132,77	23	624	133,38
12	646	124,49	24	640	120,04

## Daily Volatility of Base Price



Intraday trading on SEEPEX started on **25th July 2023**  
 Number of participants: **20**



**ADEX GROUP holding company Ltd.**  
1134 Budapest Dévai utca 26-28

**T SI** +386 1 /620 76 76  
**T RS** +381 11 715 28 43  
**T HU** (+36) 1 304 1090  
**E** [info@adex-spot.com](mailto:info@adex-spot.com)