



| | | | | |
|---|-----------------|------------------|-----------------|------------------|
| | 6,350 (-200) | 10,985 (+580) | 665 (-15) | 6,800 (-115) |
| 9 | 7,654 (+169) | 6,522 (+122) | 1,632 (-54) | 3,652 (+182) |
| 0 | 7,150 (-150) | 782 (+74) | 1,901 (+101) | 3,280 (-120) |
| | 2,022 (-18) | 631 (+40) | 6,287 (-57) | 12,630 (+330) |

MONTHLY REPORT

January 2024

January 2024 Overall

BSP SouthPool

Day-Ahead

| Volume (MWh) | | |
|--------------|-----------|--------|
| Total | 1.033.004 | ↑7,6% |
| Avg. daily | 33.323 | ↑7,6% |
| Max. daily | 44.014 | ↑12,3% |
| Min. daily | 20.692 | ↓8,1% |

| Price (€/MWh) | | | | | |
|---------------|------------|-------|------------|------------|------------------------|
| | Avg. Daily | | Max. Daily | Min. Daily | Spec. Daily Volatility |
| Base | 83,02 | ↑9,8% | 111,90 | 18,06 | 6,05% |
| Euro-Peak | 92,73 | ↑3,2% | 124,69 | 21,64 | 11,65% |

Day-Ahead
1.033.004 GWh
(+8% MoM)

Base Avg.
83,02 €/MWh
(+10% MoM)

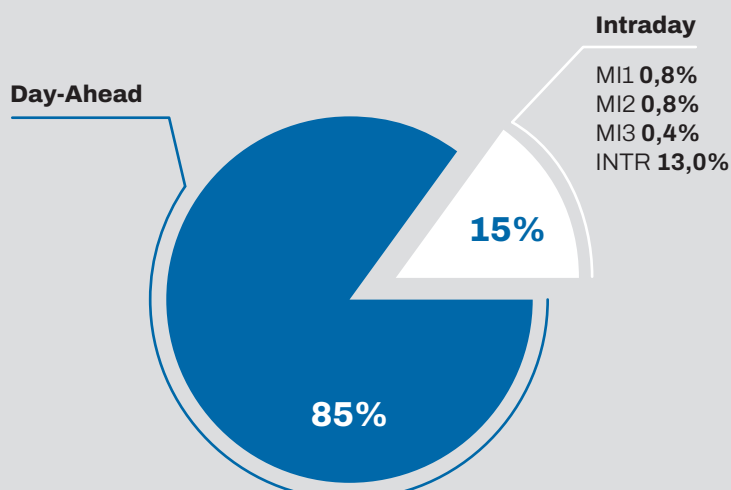
Intraday
179.685 GWh
(+38% MoM)

Daily Average
33.323 GWh
(+8% MoM)

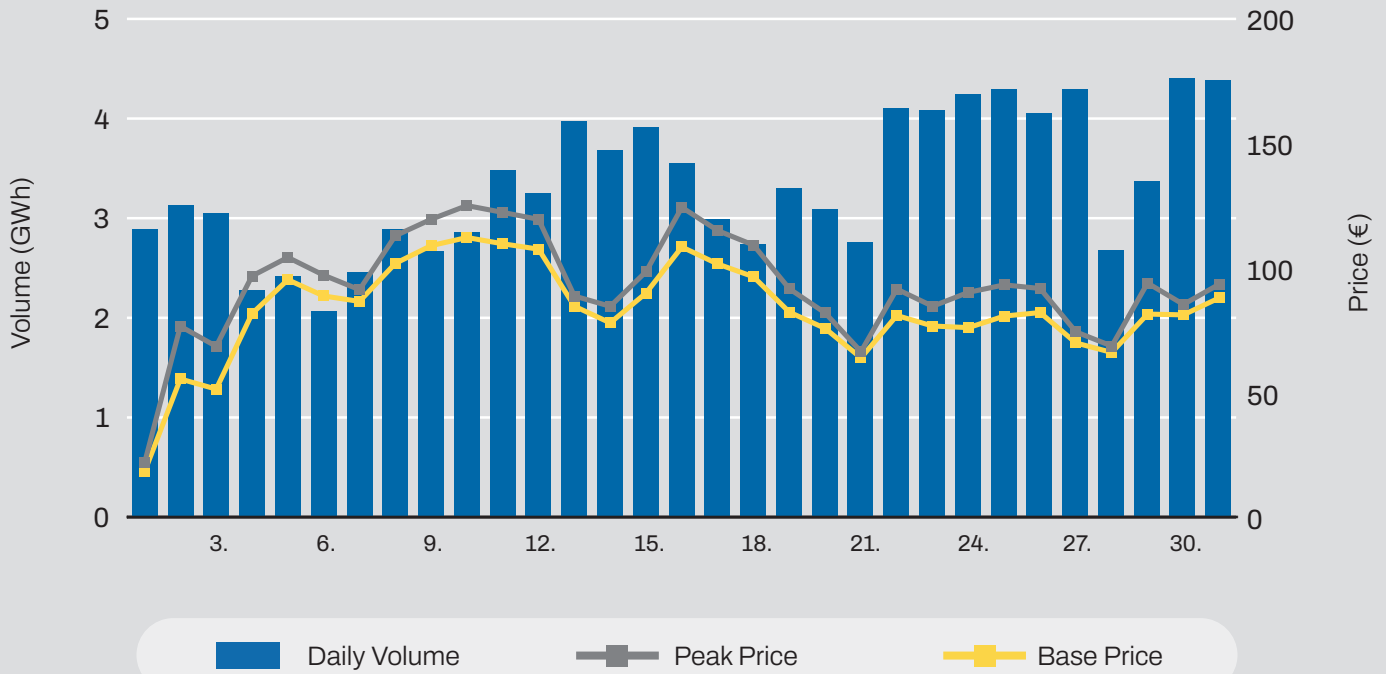
Daily Record
44.014 GWh
(+12% MoM)

Intraday

| Volume (MWh) | | |
|--------------|---------|---------|
| MI1 | 9.075 | ↑2,1% |
| MI2 | 8.822 | ↑136,6% |
| MI3 | 4.719 | ↑74,2% |
| INTR | 157.069 | ↑37,0% |

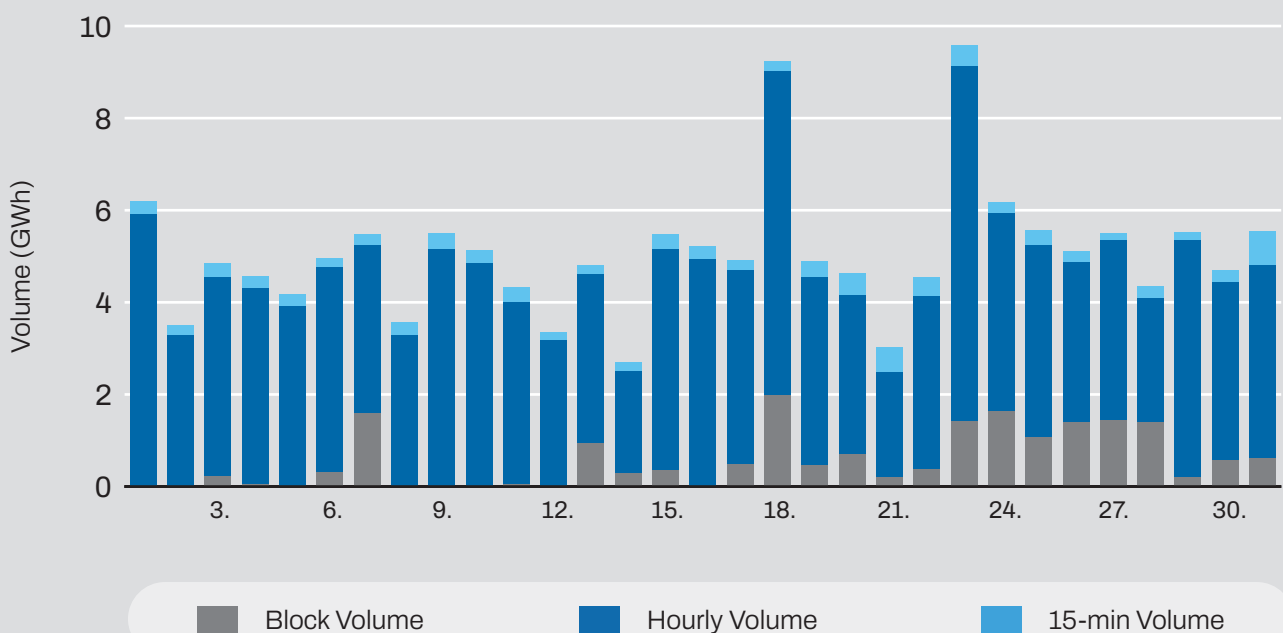


Day-Ahead Volumes and Prices



Intraday Continuous Trading

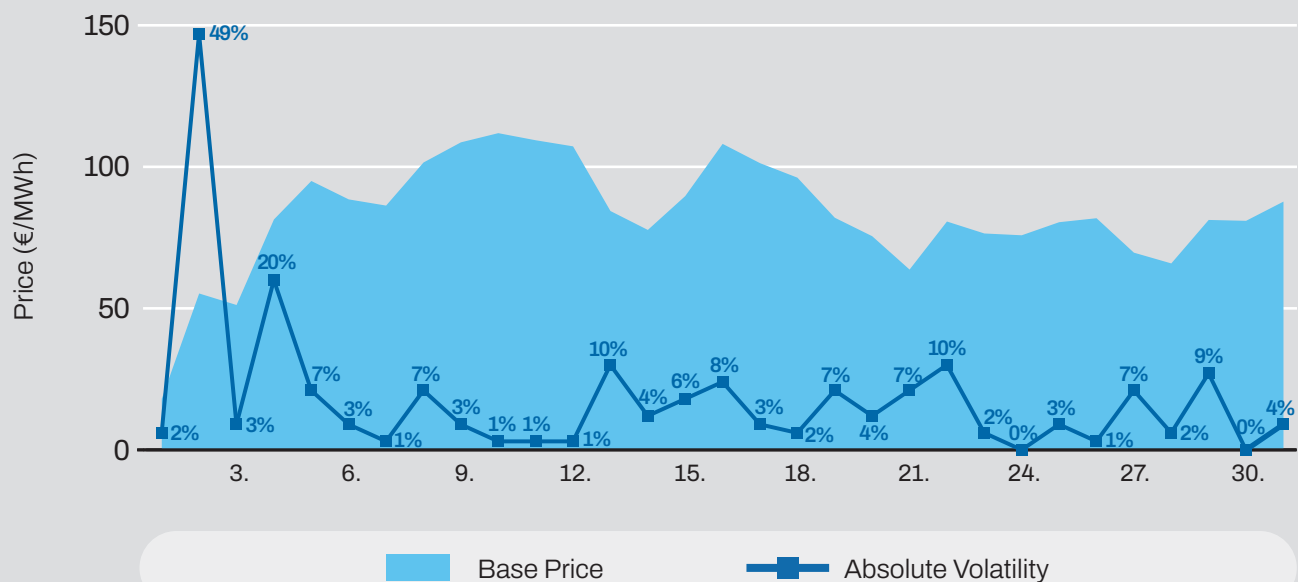
Volumes by Products



Average Monthly Day-Ahead Auction

| Average Hourly Prices | | | | | | Cross-Zonal Capacities | |
|-----------------------|--------------|-----------------------|------|--------------|-----------------------|------------------------|------------------|
| Hour | Volume (MWh) | Average price (€/MWh) | Hour | Volume (MWh) | Average price (€/MWh) | Export/Import | Allocated (MWh) |
| 1 | 1.254 | 66,92 | 13 | 1.278 | 78,87 | SI → IT | 322.474 |
| 2 | 1.220 | 63,84 | 14 | 1.230 | 79,02 | IT → SI | 99.697 |
| 3 | 1.222 | 62,14 | 15 | 1.290 | 84,22 | SI → AT | 22.432 |
| 4 | 1.199 | 59,08 | 16 | 1.418 | 91,87 | AT → SI | 641.564 |
| 5 | 1.215 | 60,23 | 17 | 1.607 | 100,39 | SI → HU | 90.839 |
| 6 | 1.227 | 66,88 | 18 | 1.717 | 107,51 | HU → SI | 77.251 |
| 7 | 1.337 | 78,52 | 19 | 1.741 | 106,46 | SI → HR | 212.777 |
| 8 | 1.495 | 91,80 | 20 | 1.691 | 102,13 | HR → SI | 46.163 |
| 9 | 1.466 | 98,81 | 21 | 1.635 | 93,35 | Total | 1.513.197 |
| 10 | 1.301 | 93,69 | 22 | 1.533 | 83,89 | | |
| 11 | 1.263 | 86,91 | 23 | 1.447 | 80,34 | | |
| 12 | 1.254 | 82,85 | 24 | 1.284 | 72,84 | | |

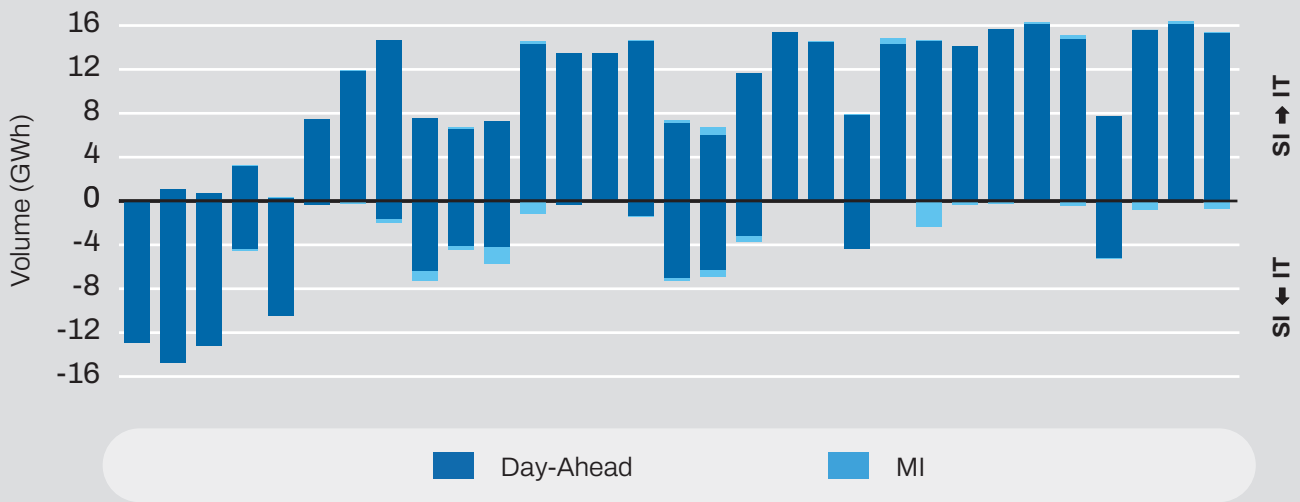
Daily Volatility of Base Price



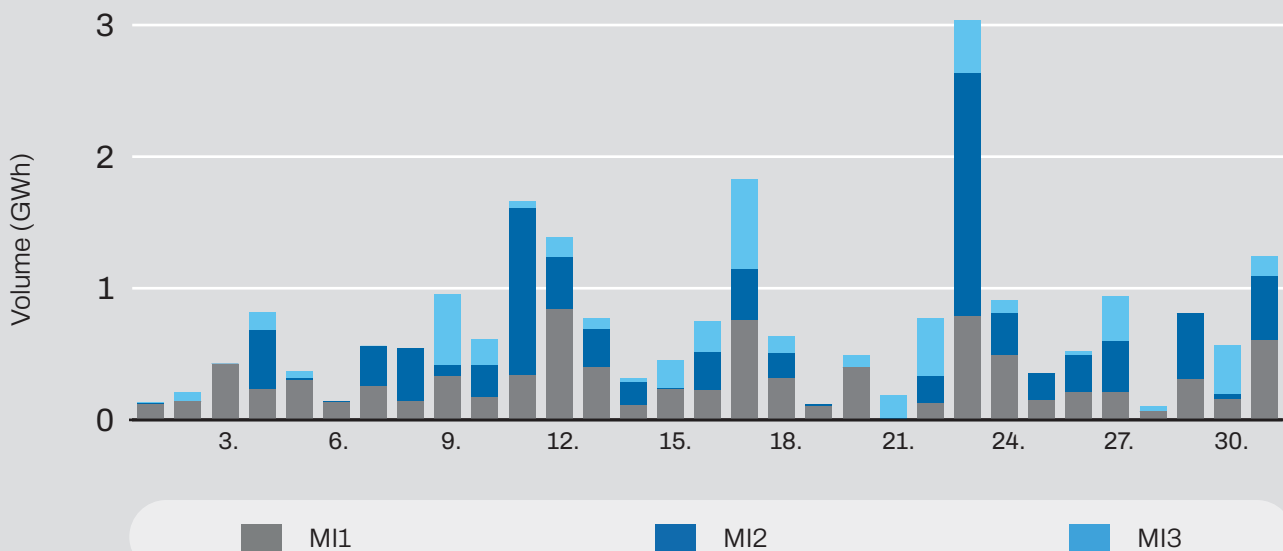
MI1, MI2, M3 Implicit Auctions

| Cross-Zonal-Capacities | | |
|------------------------|---------|-----------|
| | SI → IT | IT → SI |
| Offered (MWh) | 581.525 | 1.769.046 |
| Allocated (MWh) | 4.186 | 11.385 |
| % Allocated | 0,72% | 0,64% |

Allocated CZC Values on Slovenian-Italian Border



Intraday Auction



Comparison


| Day-Ahead Auction | | | |
|------------------------------|---------------|---------------|---------------|
| | Januar 2024 | December 2023 | Januar 2023 |
| Avg. Daily Volume (MWh) | 33.323 | 30.974 | 28.857 |
| Avg. Hourly Volume (MWh) | 1.388 | 1.291 | 1.202 |
| Avg. Base Price (€/MWh) | 83,02 | 75,62 | 146,52 |
| Avg. Euro-Peak Price (€/MWh) | 92,73 | 89,86 | 167,92 |

Day-Ahead Market Volumes and Prices



Past 12 Months Trade Information

Total Intraday Volumes (MWH)



Total Volume from Februar 2023

| | Continuous | MI1 | MI2 | MI3 |
|-----|------------|--------|--------|--------|
| Feb | 92.549 | 15.542 | 6.276 | 4.623 |
| Mar | 126.292 | 10.328 | 4.933 | 4.653 |
| Apr | 122.218 | 6.762 | 2.892 | 6.115 |
| May | 117.949 | 13.002 | 5.196 | 3.595 |
| Jun | 111.114 | 12.820 | 12.836 | 5.689 |
| Jul | 148.368 | 15.681 | 8.271 | 7.752 |
| Aug | 140.685 | 16.329 | 11.164 | 5.137 |
| Sep | 187.311 | 8.686 | 15.915 | 7.155 |
| Oct | 112.298 | 10.930 | 9.677 | 13.897 |
| Nov | 131.995 | 11.288 | 8.949 | 8.951 |
| Dec | 114.685 | 8.884 | 3.729 | 2.710 |
| Jan | 157.069 | 9.075 | 8.822 | 4.719 |

Continuous
 MI1
 MI2
 MI3

Januar 2024 Overall

Seepex

Day-Ahead
320.867 GWh
(-26% MoM)

Base Avg.
86,01 €/MWh
(+11% MoM)

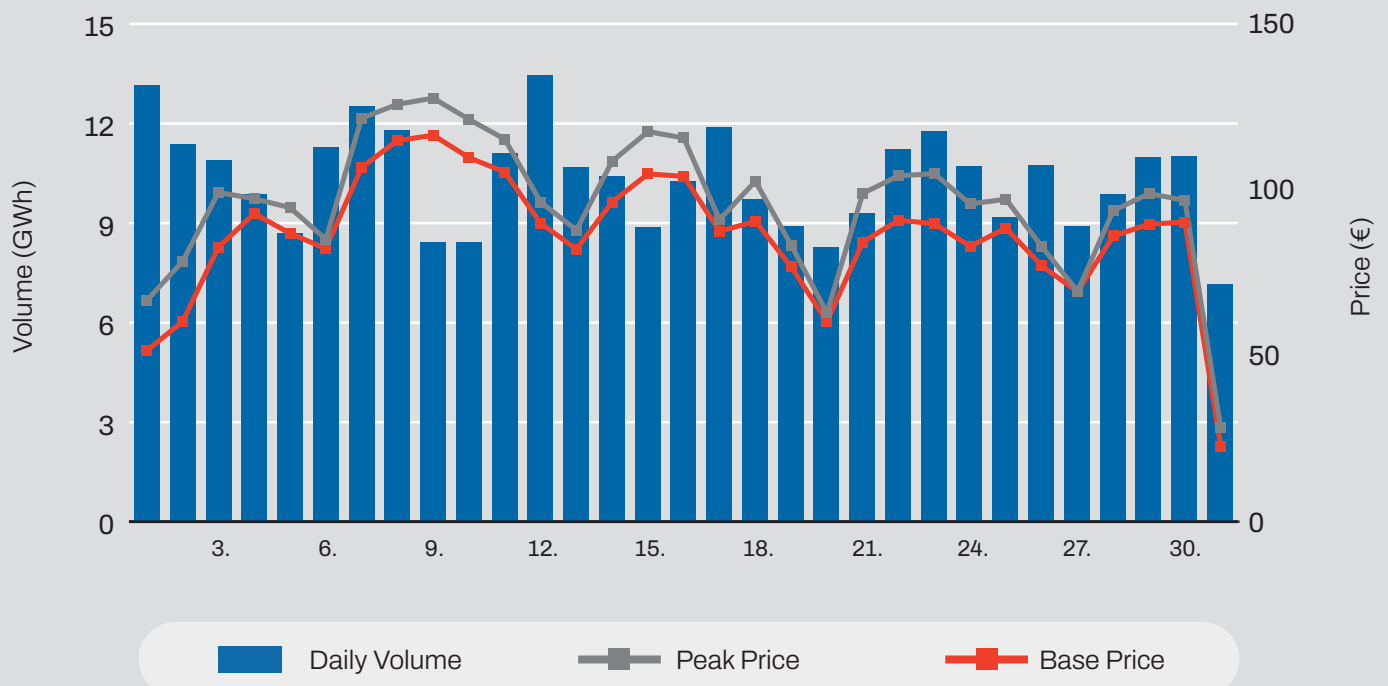
Daily
Average
10.351 GWh
(+26% MoM)

Daily
Record
13.443 GWh
(+25% MoM)

Day-Ahead

| Volume (MWh) | | | Price (€/MWh) | | | | | |
|--------------|---------|---------|---------------|------------|---------|------------|------------|------------------------|
| Total | 320.867 | ↓ 26,0% | | Avg. Daily | | Max. Daily | Min. Daily | Spec. Daily Volatility |
| Avg. daily | 10.351 | ↓ 26,0% | Base | 86,01 | ↑ 11,3% | 116,14 | 22,68 | 7,87% |
| Max. daily | 13.443 | ↓ 25,1% | Euro-Peak | 95,53 | ↑ 2,5% | 127,28 | 28,21 | 8,35% |
| Min. daily | 7.156 | ↓ 16,3% | | | | | | |

Day-Ahead Volumes and Prices

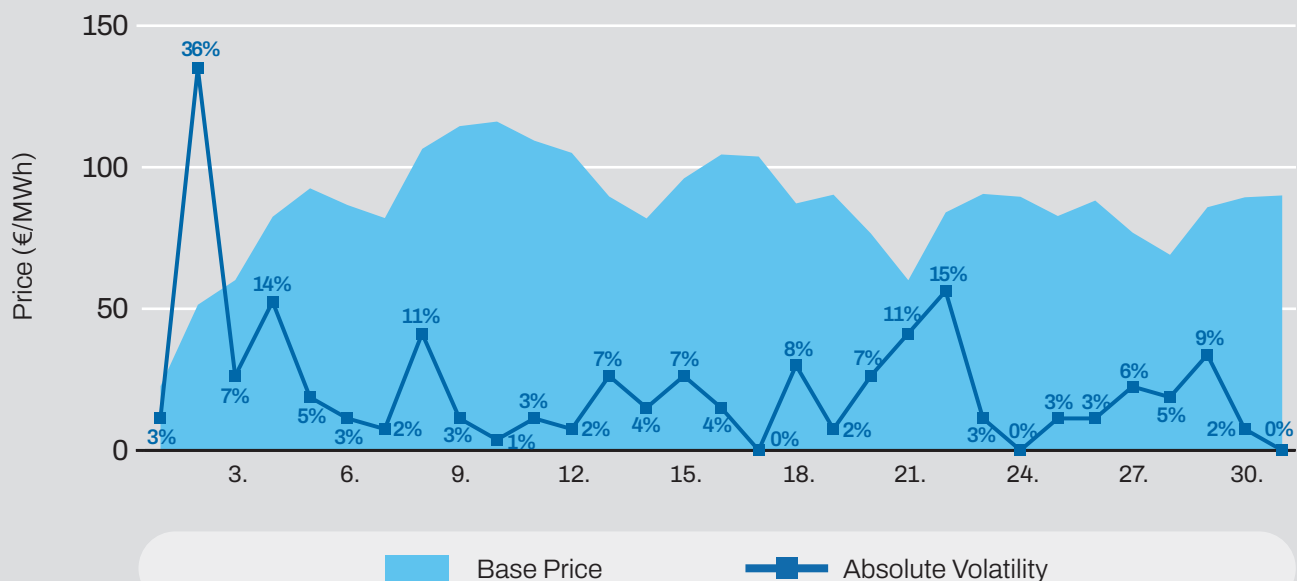


Day-Ahead Auction

Average Hourly Prices

| Hour | Average Volume (MWh) | Average price (€/MWh) | Hour | Average Volume (MWh) | Average price (€/MWh) |
|------|----------------------|-----------------------|------|----------------------|-----------------------|
| 1 | 383 | 72,40 | 13 | 417 | 81,31 |
| 2 | 384 | 68,83 | 14 | 429 | 81,38 |
| 3 | 393 | 65,63 | 15 | 439 | 86,15 |
| 4 | 391 | 62,97 | 16 | 468 | 95,73 |
| 5 | 388 | 65,06 | 17 | 525 | 107,70 |
| 6 | 429 | 73,91 | 18 | 497 | 118,84 |
| 7 | 461 | 86,31 | 19 | 506 | 116,75 |
| 8 | 473 | 98,32 | 20 | 493 | 109,63 |
| 9 | 467 | 105,30 | 21 | 452 | 99,86 |
| 10 | 431 | 97,31 | 22 | 419 | 88,72 |
| 11 | 403 | 88,63 | 23 | 405 | 83,58 |
| 12 | 416 | 84,60 | 24 | 388 | 75,88 |

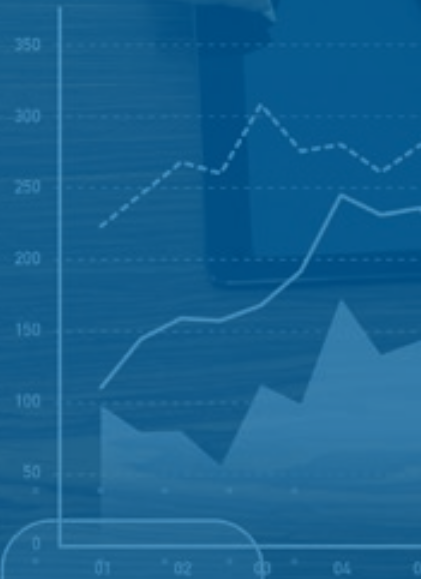
Daily Volatility of Base Price



Intraday trading on SEEPEX started on **25th July 2023**
 Number of participants: **20**



| | | |
|----|-------|-------------|
| U | 1.822 | 20.349.000 |
| K | 3.680 | 238.681.000 |
| PL | 1.062 | 55.678.000 |
| EE | 485 | 8.369.000 |
| AH | 8.569 | 189.301.000 |
| PP | 6.602 | 102.698.000 |
| K | 890 | 24.697.000 |
| G | 6.280 | 76.002.000 |
| ID | 2.436 | 57.610.000 |



| | | |
|-----------------|------------------|----------------|
| 1.822 (-35) | 20.369 (+580) | 890 (-20) |
| 3.605 (+210) | 9.542 (-128) | 2.600 (+35) |
| 3.204 (-33) | 5.211 (+156) | 7.100 (-60) |
| 3.000 (-20) | 712 (+12) | 134 (+5) |



ADEX GROUP holding company Ltd.

Dunajska cesta 156,
1000 Ljubljana, Slovenia

T SI +386 1/620 76 76
T RS +381 11 715 28 43
E info@adex-spot.com